

OCTOBER WEEK 04

3–5 year olds



first look

Curriculum for Preschoolers

OCTOBER 23, 2011



We want preschoolers to take a first look at who God is and understand...

GOD
MADE ME

GOD
LOVES ME

JESUS
WANTS TO
BE MY FRIEND
FOREVER

Editor in Chief: Kathy Hill
Copy Editor: Wendi Zebell
Curriculum Writer: Kendra Fleming, Autumn Ward
Illustrators: Jodi Blackwell
Graphic Designer: Elloa Davis
FL Creative Team: Sue Miller, Lois Pallansch, Kathy Hill, Kendra Fleming, Autumn Ward, Ashley Hiers, Donna High
Chief Executive Officer: Reggie Joiner
Chief Operating Officer: Reggie Goodin
Executive Director: Sue Miller
Technical and Web Support: Hadley Brandt
Partner Support: Deb Springer

Scripture quotations marked NIV are taken from the Holy Bible, New International Version®. Copyright © 1973, 1978, 1984 by International Bible Society. Used by permission of Zondervan. All rights reserved.

These resources are intended to be downloaded and printed for use by the subscribing entity only and may not be electronically transferred to or duplicated by other non-subscribing entities. Any unauthorized reproduction of this material or incorporation into a new work is a direct violation of US copyright laws. © 2011 First Look. All rights reserved.

"STATEMENT OF FAITH" USER AGREEMENT

The reThink Group, Inc. gladly grants permission to churches, schools, and other licensees to tailor First Look™ materials to fit their unique leadership requirements, locale and format preferences, and physical environment needs. However, if you wish to edit the content substantively, including Bible stories, learning activities, scripts, and any other content in which biblical principles and concepts are presented, you are obligated to do so within the doctrinal guidelines we've expressed in our Statement of Faith.



BASIC TRUTH

God loves me

KEY QUESTION:

What does God love about you?

BOTTOM LINE:

God loves everything about me.

MEMORY VERSE:

“I am wonderfully made.”
Psalm 139:14, NIV

BIBLE STORY FOCUS:

God has a plan for me.
Things I Can Do •
Jeremiah 29:11; Ephesians 2:10

Here's an overview of what you'll be teaching in 3s–5s this week.

Make It Fun

(Choose one or all of these activities)

- Follow the Plan
- Good Things
- Good Guys

Make It True

- Worship
- Introductory Sketch
- Bible Story


Make It Stick

(Choose as many of these activities as you like)

- Play-Doh® People
- Sweet People
- Doing Good (Bible Story Review)
- Bouncy Ball (Memory Verse)
- God's Plan for Me (Especially for Fives)

Make It Real

- Small Group Time
- Prayer
- Dismiss–Small Talk



If you are choosing to lead “Sweet People” during Make It Stick, post the “Allergy Alert Poster” (from Other Resources on the Web site). Be sure to list the foods you will be serving today. As parents bring their children to your room, call their attention to the sign.



Key Question:
What does God love about you?

Bottom Line:
God loves everything about me.

Memory Verse:
"I am wonderfully made."
Psalm 139:14, NIV

Bible Story Focus:
God has a plan for me.
Things I Can Do •
Jeremiah 29:11; Ephesians 2:10

Prepare to offer one or more of the following activities as your 3-, 4-, or 5-year-olds arrive. Let one or two teachers lead activities in different areas of the room while another teacher greets parents and kids at the door.



Make it Fun

1. Follow the Plan

What You Need: Wooden blocks.

What You Do: Talk with the children about what your plan is for building a house, bridge, or whatever else you wish with the wooden blocks. Repeat the word "plan" as often as possible as you create with them.

What You Say:

During the activity: (Say things like) "What's the plan? We need to follow the plan? What's next in our plan? Look, the plan worked!"

At the end of the activity: "It sure helps to have a plan when you're building something. Do you know that God has a plan for YOU? He sure does! Our Bible story today is about how when God made you, He also made a plan for you. I wonder what it is."

2. Good Things

What You Need: A long piece of white art paper, crayons, and tape.

What You Do: Tape the paper to a table. Encourage the children to draw pictures of good things. They can be favorite foods, animals, flowers, friends, family, sunshine, rain, ocean, home, candy, toys—whatever they think of as "good." Talk about the things they are drawing. What makes those things good to them? Your conversation with the children while they draw is very important. Get them thinking about good things.

What You Say:

At the end of the activity: "You drew lots and LOTS of good things today. I see puppies and a rainbow and even some yummy chocolate chip cookies. Those ARE good! Our Bible story today is about something else that is good. It's about something VERY good."

3. Good Guys

What You Need: Good guy action figures, plastic animals, Fisher-Price® Little People®, a toy house, a farm set—anything the children can pretend with. You can also use wooden blocks or cardboard bricks to build structures for the good guys to climb and fly around.

What You Do: Sit and play with the children. Pretend to be good guys who are out to do good things, like save the animals, protect the house, build a wall, etc. Repeat the words "do good things" and "what's the plan" often as you play. Have fun!

What You Say:

During the activity: (Phrases to be repeated) "I'm a good guy." "The good guy tries to do good things!" "What's the plan?" "We plan to do good things!"

At the end of the activity: "The good guys are my favorite because their plan is to do good things. Guess what our Bible story is about today. It's about how God's plan for you is to do good things!"

OCTOBER WEEK 04



MAKE IT FUN



MAKE IT TRUE



MAKE IT STICK



MAKE IT REAL

Key Question:
What does God love about you?

Bottom Line:
God loves everything about me.

Memory Verse:
"I am wonderfully made."
Psalm 139:14, NIV

Bible Story Focus:
God has a plan for me.
Things I Can Do •
Jeremiah 29:11; Ephesians 2:10

After children have participated in Make It Fun, gather them for a large group time that includes interactive worship, introductory sketch, and Bible story.

A Worship Leader and live instruments are recommended to sing along with the music tracks.

Encourage children to be active during worship by incorporating the appropriate hand motions.

Choose an adult or teenager who relates well to preschoolers to tell the Introductory Sketch. If possible, use the same person for an entire month as the Host role stays the same each month.

Choose an engaging adult to tell the Bible story. This person should be able to command the attention of preschoolers and control the group through animated storytelling.

These scripts are written to be "told" and not "read." Advanced preparation is necessary.

For additional worship resources to equip your worship leaders and worship team, visit www.amberskyrecords.com.

Make it True

Worship

What You Need: Paperclip "Memory Verse Card" (from the week one Activity Pages on the Web site) in your Bible at Psalm 139:14. You will also need a CD player and this month's worship song, "God Made Me...WONDERFUL," which you will need to download from the Web site. You will also need "God Made Me Shine," available at www.amberskyrecords.com or on the CD, *One Big Gulp*.

WORSHIP LEADER: "Today is going to be a GREAT day. God made me to do good things, and one of the good things I can do is SING! God loves me, and He loves to hear me sing to Him. God loves everything about me! What does God love about you?"

CHILDREN and WORSHIP LEADER: "God loves everything about me!"

WORSHIP LEADER: "That's right! God made me, and God loves everything about me and everything about you! Let me hear you sing it!"

Lead children in singing "God Made Me...WONDERFUL," this month's worship song.

WORSHIP LEADER: "I am so glad God made me and God loves everything about me. What does God love about you?"

CHILDREN and WORSHIP LEADER: "God loves everything about me!"

WORSHIP LEADER: "That's right! God loves everything about me, and God has a special plan for you and for me. God made me and you, and we are WONDERFULLY made! That's our verse for today! 'I am wonderfully made.' God tells us that we are ALL wonderfully made. He made us to do MANY amazing things! Let's see if you can say your verse with me."

CHILDREN and WORSHIP LEADER: "'I (point both thumbs to yourself) am wonderfully made' (throw both hands up in the air in celebration), Psalm 139:14 (opening your hands like a book)."

WORSHIP LEADER: "God made me, and God made you! Who made you?"

CHILDREN and WORSHIP LEADER: "God made me."

WORSHIP LEADER: "Oh, yes, He did. And when He made you, He made you in a FANTASTIC way! Oh, yeah! God made you to jump up high and SHINE!"

Lead children in singing "God Made Me Shine."

WORSHIP LEADER: "God loves everything about you, and God loves everything about me. And God has a special plan for me and a special plan for you! I wonder if Professor Fantastic has a special plan to share with us today!"

OCTOBER
WEEK 04



MAKE IT FUN



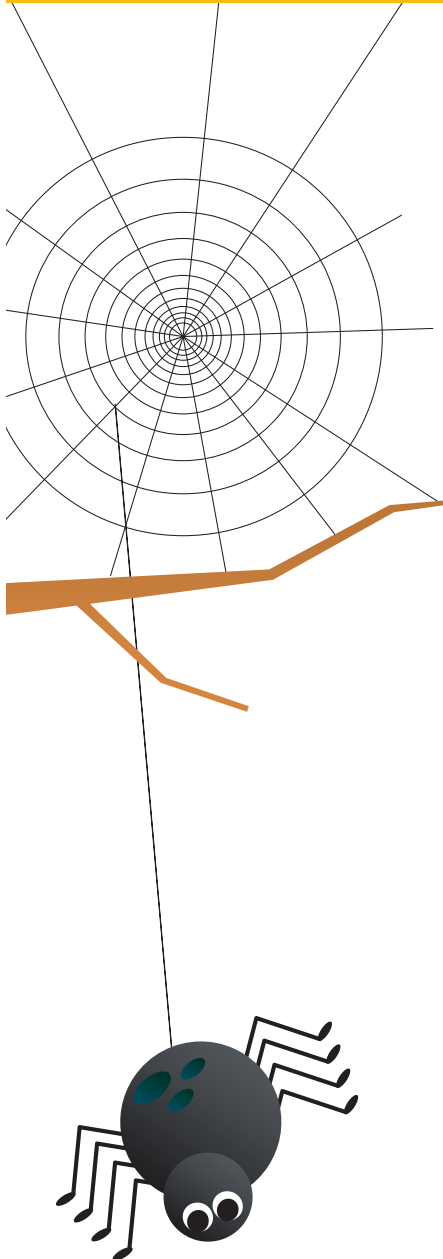
MAKE IT TRUE



MAKE IT STICK



MAKE IT REAL



Make it True

Bible Story

What You Need: A Bible.

STORYTELLER: "That was a pretty fantastic plan that Professor Fantastic followed. I love a good plan! Our Bible story today is about how God has a special plan for you and you and you and you and all of you (*pointing to all the kids*). You know what else? God made it easy to figure out what the special plan is. That's right! God tells us His plan for us right in the ... (*pause for kids to say, 'Bible'*).

"God begins by telling us that He knows the plans He has for us. God knows the plans He has for (*insert a child's name*), and God knows the plans He has for (*insert another child's name*), and God knows the plans He has for (*insert another child's name*). God knows the plans He has for each and everyone one of you. But what are those plans?

"God tells us about His plans right here (*holding up the Bible*). He says that His plan for us is to do (*pump your fist in the air*) good (*pump your fist in the air*) things (*pump your fist in the air*). That is exciting news! I need everyone to stand up. When I say the words, 'do good things,' I want you to pump your fist in the air, like this: Do (*pump your fist in the air*) good (*pump your fist in the air*) things (*pump your fist in the air*). Let's try it together. Do (*pump your fist in the air*) good (*pump your fist in the air*) things (*pump your fist in the air*). Got it? Here we go!"

CHILDREN and STORYTELLER: "Do (*pump your fist in the air*) good (*pump your fist in the air*) things (*pump your fist in the air*)."

STORYTELLER: "One more time! God made us to ... "

CHILDREN and STORYTELLER: "Do (*pump fist*) good (*pump fist*) things (*pump fist*)!"

STORYTELLER: "So no matter what you grow up to be, God made you to ... "

CHILDREN and STORYTELLER: "Do (*pump fist*) good (*pump fist*) things (*pump fist*)!"

STORYTELLER: "If you're a fire fighter helping people, God made you to ... "

CHILDREN and STORYTELLER: "Do (*pump fist*) good (*pump fist*) things (*pump fist*)!"

STORYTELLER: "If you're a mommy taking care of people, God made you to ... "

CHILDREN and STORYTELLER: "Do (*pump fist*) good (*pump fist*) things (*pump fist*)!"

STORYTELLER: "If you're a baseball player being a good friend, God made you to ... "

OCTOBER
WEEK 04



MAKE IT FUN



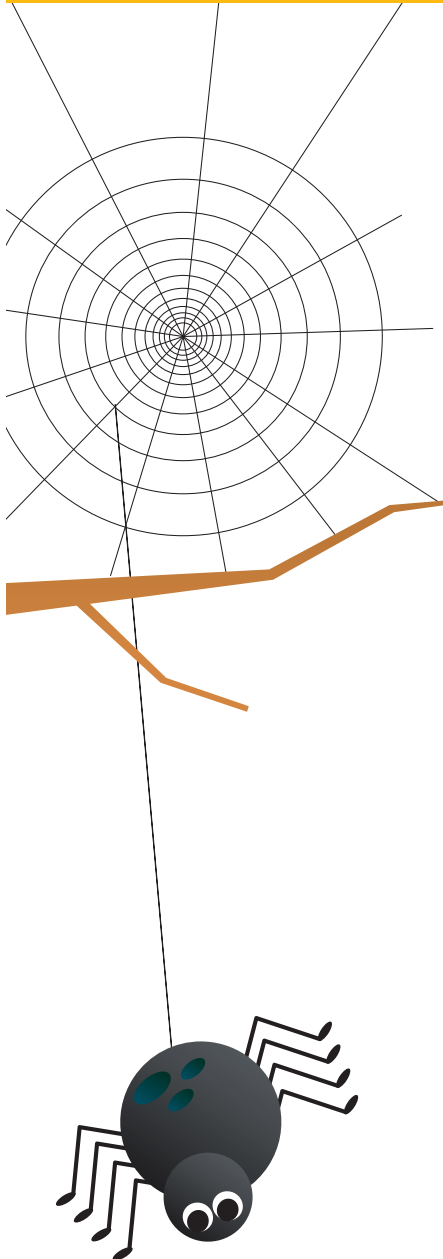
MAKE IT TRUE



MAKE IT STICK



MAKE IT REAL



Make it True

CHILDREN and STORYTELLER: "Do (pump fist) good (pump fist) things (pump fist)!"

STORYTELLER: "If you're a teacher saying kind words, God made you to ... "

CHILDREN and STORYTELLER: "Do (pump fist) good (pump fist) things (pump fist)!"

STORYTELLER: "If you're a preschooler cleaning up your toys, God made you to ... "

CHILDREN and STORYTELLER: "Do (pump fist) good (pump fist) things (pump fist)!"

STORYTELLER: "You got it! Yay! You can sit down now. (Pause.) The Bible says that God has a special plan for you. God made you. Who made you?"

CHILDREN and STORYTELLER: "God made me!"

STORYTELLER: "And God loves you. He made you, and He loves EVERYTHING about you. That's why He has such a special plan for you. What does God love about you?"

CHILDREN and STORYTELLER: "God loves everything about me!"

STORYTELLER: "Yes! He loves everything about you! What does God love about you?"

CHILDREN and STORYTELLER: "God loves everything about me!"

STORYTELLER: "And because God loves you so much, He has a special plan for you. He wants you to do good things. You can start doing good things today! You can share your toys. Raise your hand if you can share your toys. (Kids respond.) That would be a good thing. You can obey your mommy and daddy. Raise your hand if you can obey mommy and daddy. (Kids respond.) That would be a good thing. You can be a good helper. Raise your hand if you can be a good helper. (Kids respond.) That would be a good thing too! All those things are good things you can do! Let's pray and thank God for His special plan.

"God, thank You for making us. Thank You for loving us. Thank You for having a special plan for us. Help us to do good things for You. We love You. Amen.

"We can do so many good things! Let's head back to our small groups and start learning about those good things. Do (fist pump) good (fist pump) things (fist pump)! Do (fist pump) good (fist pump) things (fist pump)! Let's say it all the way back to our small groups!"

OCTOBER WEEK 04



MAKE IT FUN



MAKE IT TRUE



MAKE IT STICK



MAKE IT REAL

Key Question:
What does God love about you?

Bottom Line:
God loves everything about me.

Memory Verse:
"I am wonderfully made."
Psalm 139:14, NIV

Bible Story Focus:
God has a plan for me.
Things I Can Do •
Jeremiah 29:11; Ephesians 2:10

These activities are designed to help preschoolers understand and remember today's Bible story and Bottom Line. Offer as many of the following activities as your time, facilities, resources and leadership allow. You may want to lead one activity at a time. Or, offer two activities at once and allow half the kids to participate in each. Then switch groups and repeat the activities.

Make it Stick

1. Play-Doh® People

What You Need: Play-Doh®.

What You Do: Use the Play-Doh® to make people with the children. Roll the arms and legs. Shape the body and head. Roll smaller pieces for eyes, ears, and a mouth. Say "God made my leg" as you make a leg, "God made my arm" as you make an arm, and so on.

What You Say:

At the start of the activity: "Your Play-Doh® person looks great. I like the way you made her head. God made my head, and God made your head. Ooh, those are great legs. God made my leg, and God made your leg." (Continue saying, "God made ... " with each body part.)

At the end of the activity: "God made me, and God made you. Who made you? God made me! And God loves EVERYTHING about you. What does God love about you? God loves everything about me. He sure does. God loves you SO much that He even has a plan for you—a real good plan. God's plan for you is to do good things. Let's say that together with our fists in the air. God wants me to do (fist pump) good (fist pump) things (fist pump)!"

2. Sweet People

Be sure to list the foods you will be using today on the "Allergy Alert Poster" (from the Activity Pages on the Web site) and post it at the door to your room.

What You Need: Keebler® E.L. Fudge® cookies, napkins, small paper cups, and water.

What You Do: Play a name game as you enjoy your yummy snack. Everyone will say the chant below together. Each time you say it, pick a person to name one good thing we were made to do.

What You Say:

During the activity: "I have a very special snack for you today. Look, it's a cookie that looks like a person. I don't know how to make these little cookies, but they sure are good. That's kind of like you. I don't know how God made you, but I do know God made you to do good things. Let's see how many good things we can come up with while we eat our yummy cookies. I'll start.

"God made you. God made me.
God made us to do good things.
God made me to (fill in the blank).

"Now say that with me, and I'll pick someone else to name something good we can do." (Continue as long as the children are interested.)

At the end of the activity: "Wow! God made us to do all kinds of good things. Hey,



MAKE IT FUN



MAKE IT TRUE



MAKE IT STICK




MAKE IT REAL



Make it Stick

I just thought of a good thing that God does. Want to know what it is? (Pause for responses.) God does a good thing by loving EVERYTHING about YOU! **What does God love about you? God loves everything about me!**"



3. Doing Good

What You Need: Construction paper; markers; stickers; transparent tape; small, flat lollipops; and anything else you may have to decorate homemade greeting cards. (Note: If your church has a relationship with a senior center or children's hospital, this would be a great opportunity to serve them.)

What You Do: Use the supplies to make get well cards, thank you cards, or a card just to say "I love you." Tape a lollipop to the inside of the card. Explain to the children you are making cards to tell people thank you, to get well, or that you love them. God made us to do good things. Remembering the sick, saying thank you, and saying I love you are all good things.

What You Say:

At the start of the activity: "Today's Bible story taught us that God made us to do good things. Remember how we pumped our fist in the air and said 'do good things'? Let's do that together. Do (fist pump) good (fist pump) things (fist pump)! One more time. Do (fist pump) good (fist pump) things (fist pump)! You remembered! Well, today we are going to do exactly what God made us to do. We are going to do a good thing."

At the end of the activity: "It feels good to do good things. Saying 'get well,' 'thank you,' or 'I love you' to people are all good things. God does a good thing by loving you and me. **What does God love about you? God loves everything about me.**"

4. Bouncy Ball


What You Need: A medium-sized rubber ball that will bounce.

What You Do: Stand in a circle with the children facing one another. Begin the game by saying, "(Insert a child's name) is wonderfully made, Psalm 139:14." Then bounce the ball to that child. Try to let the ball bounce only one time. The child who catches the ball will then say, "(Insert a child's name) is wonderfully made, Psalm 139:14." Then he will bounce the ball one time to the child he named, and so on. Continue playing as long as the children are interested. (Note: Younger children may need to bounce the ball back to you rather than a friend.)

What You Say:

At the start of the activity: "I want everyone to hold up your hands really high. Higher! Good! You're going to need your hands today. Now wiggle your ears. Wiggle 'em! Good! You're going to need your ears today too. This is the plan. Listen with your ears for your name. When you hear it, be ready to catch the ball with your hands. That's it. That's the plan. Got it? Here we go!"

During the activity: "(Insert a child's name) is wonderfully made, Psalm 39:14."





MAKE IT FUN



MAKE IT TRUE



MAKE IT STICK




MAKE IT REAL



Make it Stick

At the end of the activity: "The Bible says that you are wonderfully made. And when God made you, He made a plan for you. Do you remember what that plan is? It's to ... *(answering with the kids)* do *(fist pump)* good *(fist pump)* things *(fist pump)*! Do *(fist pump)* good *(fist pump)* things *(fist pump)*! Do *(fist pump)* good *(fist pump)* things *(fist pump)*! God loves you so very much. God loves everything about you! **What does God love about you? God loves everything about me."**



5. God's Plan for Me

What You Need: "Circle of Good" (from the Activity Pages on the Web site), white paper, scissors, glue sticks, and crayons.

What You Do:


Before the activity: Make one copy of "Circle of Good" on white paper for each child. Also make a copy for yourself.

During the activity: Instruct the children to color the pictures as you briefly discuss each one with them. Next, the children will choose four pictures that show an example of doing something good, cut them out, and glue them in the four circles that are going around the picture of the boy and girl.

What You Say:

During the activity: "Look at the pictures at the bottom of your page. What is happening in that first picture? *(Pause and discuss.)* What about the next picture?" *(Continue this with all the pictures.)*

At the end of the activity: "God made each and every one of us to do good things. God made *(insert a child's name)* to do good things. God made *(insert another child's name)* to do good things. God made *(insert another child's name)*. God's plan for you is to do good things. Do you know why God wants us to do good things? Because God loves us and wants what's best for us. God loves you so very much. In fact, God loves everything about you! **What does God love about you? God loves everything about me!"**



OCTOBER WEEK 04



MAKE IT FUN



MAKE IT TRUE



MAKE IT STICK



MAKE IT REAL

Key Question:
What does God love about you?

Bottom Line:
God loves everything about me.

Memory Verse:
"I am wonderfully made."
Psalm 139:14, NIV

Bible Story Focus:
God has a plan for me.
Things I Can Do •
Jeremiah 29:11; Ephesians 2:10

Make It Real is designed to help preschoolers understand how the Bottom Line applies to them. They'll discuss real-life experiences and share prayer requests.

Divide kids into small groups of about five to eight children with each leader. Ideally, assign the same small group leader to the same group of preschoolers for the entire year.

Make it Real

What You Need: Paperclip "Memory Verse Card" (from the week one Activity Pages on the Web site) in your Bible at Psalm 139:14. Provide a journal and a fun-shaped pen for each small group.

SMALL GROUP LEADER (SGL): "God has a plan for you! Isn't that AMAZING? What is His plan for you? (Pause.) Say it with me."

CHILDREN and SGL: "Do (fist pump) good (fist pump) things (fist pump)!"

SGL: "That's right. God's plan for you is to do (fist pump) good (fist pump) things (fist pump). God made you, and He has a plan for you. Who can remember what our memory verse says?"

(Encourage volunteers say the memory verse.)

SGL: "Great job! Let's all say our verse together with the motions."

CHILDREN and SGL: "'I (point both thumbs to yourself) am wonderfully made' (throw both hands up in the air in celebration), Psalm 139:14 (opening your hands like a book)."


SGL: "Great job! We are wonderfully made to do good things. Let's make a list of some of the ways we can do good things."

(Make a list with the children of good things they can do in their lives.)

SGL: "Wow! There are so many ways we can do good things! Let's pray and ask God to help us."

Prayer

SGL: "Dear God, You are so amazing! You made us, and You have a plan for us. We are so thankful that You made us to do good things. God, please help us to do good things, like (mention the things on the list you created). We love You, God. Amen."



OCTOBER
WEEK 04



MAKE IT FUN



MAKE IT TRUE




MAKE IT STICK



MAKE IT REAL

Dismiss



Set any take-home creations where you or parents can get them easily. Greet parents at the door and tell them that this month preschoolers are learning that **God loves everything about me**. Encourage parents to repeat the bottom line at home and help their child understand that **God loves everything about me**.

Have this month's Small Talk available for parents to pick up or send it in a monthly email. Encourage parents to use the activities found in Small Talk to reinforce this month's Bottom Line: **God loves everything about me**.

