

OCTOBER WEEK 02

2 year olds



first look

# Curriculum for Preschoolers

OCTOBER 9, 2011



We want preschoolers to take a first look at who God is and understand...

GOD MADE ME

GOD LOVES ME

JESUS WANTS TO BE MY FRIEND FOREVER

**Editor in Chief:** Kathy Hill  
**Copy Editor:** Wendi Zebell  
**Curriculum Writers:** Kendra Fleming, Ashley Hiers  
**Illustrator:** Jodi Blackwell  
**Graphic Designer:** Elloa Davis  
**FL Creative Team:** Sue Miller, Lois Pallansch, Kathy Hill, Kendra Fleming, Autumn Ward, Ashley Hiers, Donna High  
**Chief Executive Officer:** Reggie Joiner  
**Chief Operating Officer:** Reggie Goodin  
**Executive Director:** Sue Miller  
**Technical and Web Support:** Hadley Brandt  
**Partner Support:** Deb Springer

Scripture quotations marked NIV are taken from the Holy Bible, New International Version®. Copyright © 1973, 1978, 1984 by International Bible Society. Used by permission of Zondervan. All rights reserved.


These resources are intended to be downloaded and printed for use by the subscribing entity only and may not be electronically transferred to or duplicated by other non-subscribing entities. Any unauthorized reproduction of this material or incorporation into a new work is a direct violation of US copyright laws. © 2011 First Look. All rights reserved.

#### "STATEMENT OF FAITH" USER AGREEMENT

The reThink Group, Inc. gladly grants permission to churches, schools, and other licensees to tailor First Look™ materials to fit their unique leadership requirements, locale and format preferences, and physical environment needs. However, if you wish to edit the content substantively, including Bible stories, learning activities, scripts, and any other content in which biblical principles and concepts are presented, you are obligated to do so within the doctrinal guidelines we've expressed in our Statement of Faith.



BASIC TRUTH



# God made me



**KEY QUESTION:**  
Who loves you?

**BOTTOM LINE:**  
God loves me.

**MEMORY VERSE:**  
"I am wonderfully made."  
Psalm 139:14, NIV

**BIBLE STORY FOCUS:**  
God made my body.  
Creation of People •  
Genesis 1:26-27

Here's an overview of what you'll be teaching in 2s this week.

### Make It Fun

(Choose one or all of these activities)

- Listen
- Baby Bath
- A Piece of the Puzzle

### Make It True


- Worship
- Bible Story

### Make It Stick

(Choose as many of these activities as you like)

- 206
- Heart Rate
- Handprint
- God Made Me To ... (Bible story review)

### Dismiss






**Key Question:**  
Who loves you?

**Bottom Line:**  
God loves me.

**Memory Verse:**  
"I am wonderfully made."  
Psalm 139:14, NIV

**Bible Story Focus:**  
God made my body.  
Creation of People •  
Genesis 1:26-27

Prepare to offer one or more of the following activities as your 2-year-olds arrive. Let one or two teachers lead small groups of children in activities throughout the room while another teacher greets parents and kids at the door. At this age not all children will participate, but most will want to be part of the fun.



# Make it Fun

## 1. Listen

**What You Need:** Stethoscopes.

**What You Do:** Let children explore using the stethoscopes. Explain that a doctor uses a stethoscope to hear your heartbeat.

**What You Say:** (*Holding up a stethoscope*) "Do you know what this is? (*Pause for answers.*) It's a stethoscope. Who uses this? (*Pause for answers.*) Doctors, that's right! We can use them to hear our heartbeat. Would you like to try? Our heartbeat sounds like a drum—bum bum, bum bum. God made our hearts so we could run, jump, and sing! We are going to hear all about how God made our bodies today!"

## 2. Baby Bath

**What You Need:** Baby dolls, Fisher-Price® Little People®, and non-allergenic wet wipes.

**What You Do:** Let the children wash the dolls and Little People® with the wet wipes. Talk about the different body parts God made.

**What You Say:** "What do you do when you get really dirty? (*Pause for answers.*) Do you take a bath? Yes! When you're dirty, the only way to get clean is to take a bath! Let's clean up these dolls and people. Let's give them baths! Can you wash their hands? Oh, nice! Can you wash their toes? Nice. What about their noses and mouths? Look how nice and clean they are. You did a wonderful job cleaning them up! Dolls have hands, toes, ears and mouths on their boddies just like we do. Do you know who made your body? God did! Our Bible story is all about that today. I can't wait to hear it!"

## 3. A Piece of the Puzzle

**What You Need:** "Puzzle" (from the Activity Pages on the Web site) and scissors.

**What You Do:**

*Before the activity:* Copy and cut out the puzzle pieces.  
(*Option: Laminate the pieces for durability.*)

*During the activity:* Encourage children to put the puzzle together.

**What You Say:** "Look at this big puzzle. It's a puzzle of a person! Can you put it together? (*Pause as children put the person back together.*) Where does the head go? At the top! What about the legs? Do they go here? No, that's silly. Where do the arms go? You all are great puzzle workers! Who made your head, legs, and arms? Who made your whole body? God did! That's what our Bible story is all about today, and it's going to be great!"

# OCTOBER WEEK 02



MAKE IT FUN



MAKE IT TRUE



MAKE IT STICK



DISMISS

**Key Question:**  
Who loves you?

**Bottom Line:**  
God loves me.

**Memory Verse:**  
"I am wonderfully made."  
Psalm 139:14, NIV

**Bible Story Focus:**  
God made my body.  
Creation of People •  
Genesis 1:26-27

After children have participated in Make It Fun, tell the Bible story and then encourage the kids to have fun singing with you.

When sharing the Bible story, guide kids to gather around you on the floor. Some kids (especially the younger ones) may wander. That's OK. They're still listening and learning!

For additional worship resources to equip your worship leaders and worship team, visit [www.amberskyrecords.com](http://www.amberskyrecords.com).



# Make it True

## Worship

**What You Need:** A CD player; this month's worship song, "God Made Me... WONDERFUL," downloaded from the Web site; and the motions for the song.

**WORSHIP LEADER:** "God made our bodies! Isn't that incredible? God made us, and He loves us SO much! Yay! (Clap and cheer!) God loves you (pointing to the kids), and God loves me (pointing to yourself). I'm so glad that God made me and loves me. Let's sing a song about your special bodies that God made!"

(Take a minute to walk kids through the song and practice the motions with them. Then lead them in singing the following lyrics to the tune of "Are You Sleeping?")

### WORSHIP LEADER and KIDS:

"I am special. (Point your thumbs to yourself.) I am special. (Point your thumbs to yourself.)

God made me. (Point up to God.) God made me. (Point up to God.)

I can jump and twirl around (Jump up and twirl in a circle.)

I can squat and touch the ground. (Squat and touch the ground.)

God made me. (Point up and then to yourself.) God made me." (Point up and then to yourself.)

(Repeat several times.)

**WORSHIP LEADER:** "God made us to jump so high! (Jump with the kids.) God made us to twirl in a circle. (Spread your arms and twirl.) God made me, and God made you. God loves you, and God loves me."

"God made our bodies! They can do so many things. I am so glad that God made us SO special! Let's sing another song!"

Lead children in singing "God Made Me...WONDERFUL."

**WORSHIP LEADER:** "Thank you for singing with me! God made you to sing so GREAT! I love singing with you! Are you ready for our Bible story? Let's sit down and listen with the ears God made."

## Bible Story

**What You Need:** A Bible, "Body Parts Patterns" (from the Activity Pages on the Web site), scissors, and tape.

### What You Do:

*Before the Bible story:* Cut apart the body part from the Activity Page. When you begin the Bible story, guide the kids to sit in a circle that's large enough for you to set out all the body parts in the middle of the circle as you tell the story.

**STORYTELLER:** "Good morning, everyone. Come and sit in a circle with me. Leave space in the middle. There you go! I have a very special story to tell you today. It's a story about how God made your whole body! (Open the Bible.) Right here in the

## OCTOBER WEEK 02



MAKE IT FUN



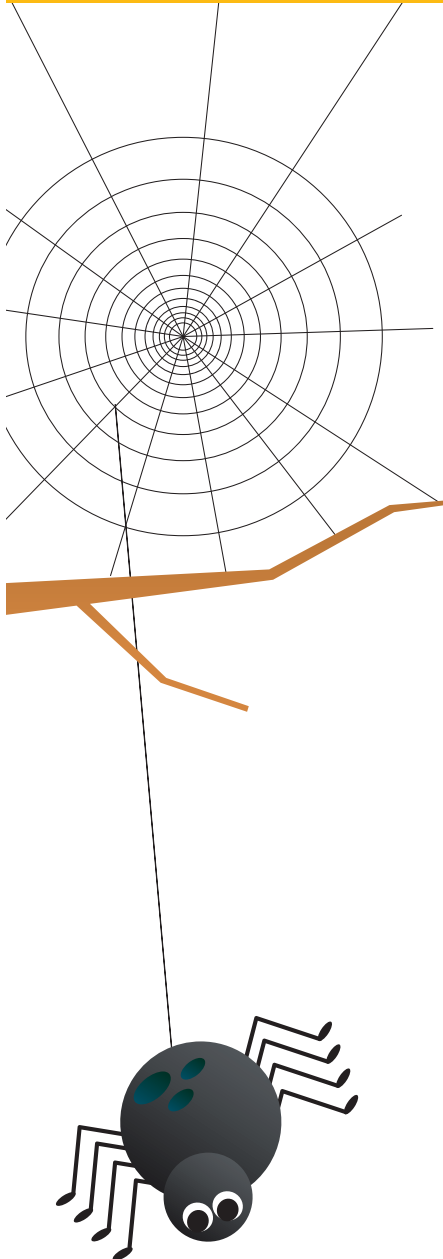
MAKE IT TRUE



MAKE IT STICK



DISMISS



# Make it True

Bible it says that God made the whole world! He made the sky, the moon, the sun and stars, the water and land, and all the animals. Guess what else God made? PEOPLE! God made people! **God made me** (pointing to yourself), and God made you (pointing to the kids).

"God made my body, and God made your body. He made our hands (Hold up your hands and shake them.) He made our fingers. (Wiggle your fingers.) He made our arms. (Flex your muscles.) He made our faces. (Put your hands on each side of your face and smile really big.) He made our tongues. (Stick out your tongue.) He made our feet. (Stomp your feet.) He made our knees. (Slap your hands on your knees.) **God made me** (pointing to yourself), and God made you (pointing to the kids). **God loves me**, and God loves YOU very much.

"Let's look at all the things God made in our bodies.

1. (Put the torso cutout on the floor.) God made our tummies. Can you rub your tummy? (Rub your tummy with the kids.) God made our tummies.
2. (Put the leg cutouts on the floor.) God made our legs. We can jump with our legs. Let's jump! (Lead everyone in standing up and jumping around.) Woo-hoo! That was fun! God made our legs. Let's sit back down.
3. (Put the feet cutouts on the floor.) God made our feet. Let's stomp our feet. (From a sitting position, stomp your feet in front of you.) Stomp. Stomp. Stomp. God made our feet! I'm so glad. I like to walk and run and stomp and dance. God made our feet.
4. (Put down the arms.) God made our arms. (Flex your muscles.) Let me see your muscles! Wow! You guys are strong. God made our arms.
5. (Put down the hands.) God made our hands. (Wiggle your hands and fingers in front of you.) Let me see you wiggle your hands. Let me see you clap your hands. Yay! (Clap and cheer.) God made your hands.
6. (Put down the face.) God made our faces. He made our eyes to see. (Form your hands like binoculars around the eyes.) Can you see with me? He made our mouths to eat and smile. (Flash a big smile.) Let me see those smiles. He made our ears to hear. (Cup your hands around your ears.) I'm so glad God made our faces.

"Wow! Our bodies are pretty fantastic! God really did a good job when He made people. God loves us so much. God loves EVERYTHING about you (pointing to the kids), and **God loves me** (pointing to yourself). Can you say that with me?"

**CHILDREN and STORYTELLER:** "God loves me!"

**STORYTELLER:** "Who loves you?"

**CHILDREN and STORYTELLER:** [Bottom Line] "God loves me!"

OCTOBER  
WEEK 02



MAKE IT FUN



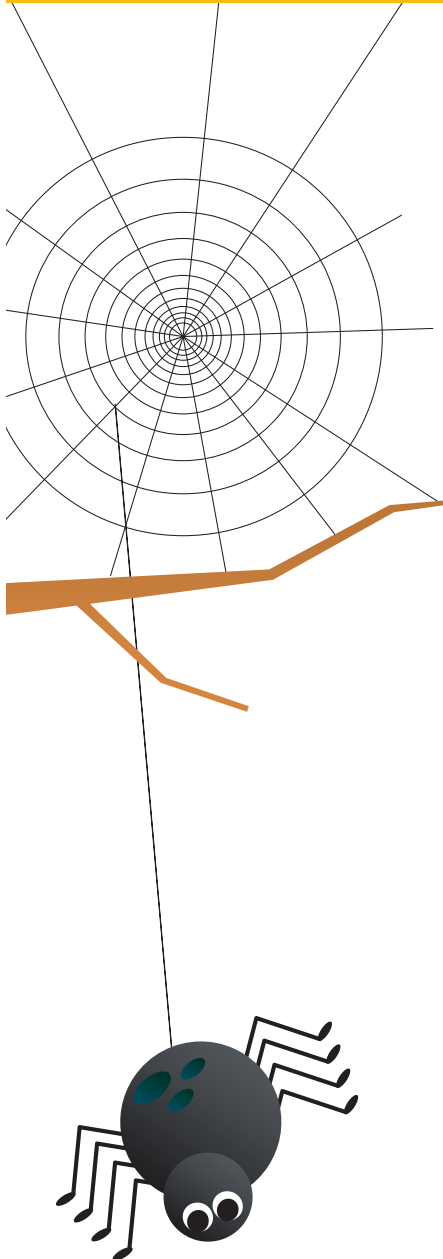
MAKE IT TRUE



MAKE IT STICK



DISMISS



# Make it True

**STORYTELLER:** "That's right! Yay! (*Clap and cheer.*) God loves you (*pointing to the kids*), and **God loves me** (*pointing to yourself*). Let's pray and thank God for making our bodies! They are so amazing!"

"God, thank You for making our legs so strong so we can run and jump. Thank You for making our feet to dance and walk and stomp. Thank You for making our hands to clap and our arms so strong. Thank You for making our faces. Thank You for our eyes that see and our ears that hear. God, You are amazing. Thank You for making me, and thank You for making all my friends. Amen."

# OCTOBER WEEK 02



MAKE IT FUN



MAKE IT TRUE



MAKE IT STICK



DISMISS

**Key Question:**  
Who loves you?

**Bottom Line:**  
God loves me.

**Memory Verse:**  
"I am wonderfully made."  
Psalm 139:14, NIV

**Bible Story Focus:**  
God made my body.  
Creation of People •  
Genesis 1:26-27

Choose two or more of the following activities to help make the Bottom Line stick. Lead the activities with small groups of children. Encourage children to play on their own if they do not wish to take part in an activity.

# Make it Stick

Choose two or more of the following activities to help make the Bottom Line stick. Lead the activities with small groups of children. Encourage children to play on their own if they do not wish to take part in an activity.

## 1. 206

**What You Need:** A poster of a skeleton (*available at a teacher's supply store*).

**What You Do:** Examine the skeleton poster and retell the Bible story.

**What You Say:** "In our Bible story today, we learned that God made our bodies! God made each and every part of us! Look at this poster. What do you see? It's a poster of a lot of bones. This is called a skeleton. We all have a skeleton. Did you know that? There are 206 bones in each of our bodies! Can you believe that? That's a lot of bones! (*Point to the skull on the poster.*) That big bone is called the skull. Can you feel your skull? It helps protect your brain. What about these? (*Point to the ribs on the poster.*) These are the ribs. Let's count them. Wow, good counting. Do you know what the ribs do? They protect the lungs that help you breathe (*inhale and exhale*). Can you feel your ribs? (*Pause.*) God made all your bones. Yes, He did. God made us in such an amazing way. God loves us so much. He loves everything about us. **Who loves you? God loves me.**"

## 2. Heart Rate

**What You Need:** No supplies are needed.

**What You Do:** Listen to your heart. Feel your pulse while resting, walking, and jumping.

**What You Say:** "Isn't it amazing that God made our bodies? He made each and every part of you and me! Amazing! Did you know that you can hear your heart and feel it too? Let's give it a try and see if we can hear it. Listen really carefully. Did you hear it? Let's try to feel your heart beat. Put your hand over your heart. Do you feel it? God made your heart that you can feel thump, thump, thumping! Now let's see what happens if we jump up and down. Jump, jump, jump. Now freeze! Listen closely. Do you hear it? Whoa! Can you feel it? Put your hand on your heart. Is it beating faster? All that jumping made it beat harder! That is so cool that you can hear and feel your heart beat as you rest and as you play. God made every part of us, and He loves us so much! **Who loves you? God loves me.**"

## 3. Handprint

**What You Need:** "Handprint Label" (from the Activity Pages on the Web site), white Crayola® Model Magic®, resealable sandwich bags, a permanent marker, Avery labels #5160 or equivalent, and large sequins or jewels (*optional*). (*Option: Using an ink pad, stamp each child's hand onto a piece of paper that has the memory verse printed on it.*)

**What You Do:** Shape Model Magic® into about a ¼-inch-thick circle or square large enough to fit child's hand. Press each child's hand down to make an impression on the shape. (*Optional: Press sequins and jewels around the outside of the handprint.*)

OCTOBER  
WEEK 02



MAKE IT FUN



MAKE IT TRUE



MAKE IT STICK




DISMISS



# Make it Stick

Write the child's name on a label from the Activity Page, adhere it to the sandwich bag, and then seal the handprint in the bag.




**What You Say:** "Isn't it cool to know that our great, big God made us? He loves everything about us, from our fingers to our toes. Look at your hand. How many fingers do you have? Let's count them. (*Count.*) Wow! God made your hand, and it has five fingers. You are wonderfully made! Let's make a handprint to remember how special we are to God. God loves everything about us. He loves you and me. *Who loves you? God loves me.*"

## 4. God Made Me To ...

**What You Need:** No supplies are needed.

**What You Do:** Point out body parts and act out what they can do.

**What You Say:** "Today we learned that God created the whole world. *God made me*, and God made you. He made my body, and God made your body. God made you, and He loves you very much. God loves everything about you. He made your eyes to see and blink. (*Cup your hands around your eyes and blink dramatically.*) God made your ears to hear. (*Cup your hand around your ear.*) He made your mouth to sing, talk, and eat. (*Sing briefly, say a little saying, and pretend to chew.*) God made your hands to wave, clap, and draw. (*Do these actions.*) God made your legs to walk, run, and jump. (*Walk, run, and jump in place.*) God made all of you, and He loves every little thing about you. *Who loves you? God loves me.*"



OCTOBER  
WEEK 02



MAKE IT FUN



MAKE IT TRUE



MAKE IT STICK



DISMISS

**Key Question:**  
Who loves you?

**Bottom Line:**  
God loves me.

**Memory Verse:**  
"I am wonderfully made."  
Psalm 139:14, NIV

**Bible Story Focus:**  
God made my body.  
Creation of People •  
Genesis 1:26-27

# Dismiss

Set any take-home creations where you or parents can get them easily. Greet parents at the door and tell them that this month preschoolers are learning that **God loves me**. Encourage parents to repeat the Bottom Line at home and help their child understand that **God loves me**.

Have this month's Small Talk available for parents to pick up or send it in a monthly email. Encourage parents to use the activities found in Small Talk to reinforce this month's Bottom Line: **God loves me**.

