

OCTOBER WEEK 05

2 year olds



first look

Curriculum for Preschoolers

OCTOBER 30, 2011



We want preschoolers to take a first look at who God is and understand...

GOD
MADE ME

GOD
LOVES ME

JESUS
WANTS TO
BE MY FRIEND
FOREVER

Editor in Chief: Kathy Hill
Copy Editor: Wendi Zebell
Curriculum Writers: Kendra Fleming, Ashley Hiers
Illustrator: Jodi Blackwell
Graphic Designer: Elloa Davis
FL Creative Team: Sue Miller, Lois Pallansch, Kathy Hill, Kendra Fleming, Autumn Ward, Ashley Hiers, Donna High
Chief Executive Officer: Reggie Joiner
Chief Operating Officer: Reggie Goodin
Executive Director: Sue Miller
Technical and Web Support: Hadley Brandt
Partner Support: Deb Springer

Scripture quotations marked NIV are taken from the Holy Bible, New International Version®. Copyright © 1973, 1978, 1984 by International Bible Society. Used by permission of Zondervan. All rights reserved.


These resources are intended to be downloaded and printed for use by the subscribing entity only and may not be electronically transferred to or duplicated by other non-subscribing entities. Any unauthorized reproduction of this material or incorporation into a new work is a direct violation of US copyright laws. © 2011 First Look. All rights reserved.

"STATEMENT OF FAITH" USER AGREEMENT

The reThink Group, Inc. gladly grants permission to churches, schools, and other licensees to tailor First Look™ materials to fit their unique leadership requirements, locale and format preferences, and physical environment needs. However, if you wish to edit the content substantively, including Bible stories, learning activities, scripts, and any other content in which biblical principles and concepts are presented, you are obligated to do so within the doctrinal guidelines we've expressed in our Statement of Faith.



BASIC TRUTH



God made me



KEY QUESTION:
Who loves you?

BOTTOM LINE:
God loves me.

MEMORY VERSE:
"I am wonderfully made."
Psalm 139:14, NIV

BIBLE STORY FOCUS:
God has a plan for me.
Praise God •
Psalm 9:1-2; 34:1, 119:171-175;
Psalm 150

Here's an overview of what you'll be teaching in 2s this week.

Make It Fun

(Choose one or all of these activities)

- Musical Chairs
- Xylophone
- Praise Sticks

Make It True


- Worship
- Bible Story

Make It Stick

(Choose as many of these activities as you like)

- Scarf Dance
- I Can Praise
- EVERYTHING Stretch
- Music Makers (Bible story review)

Dismiss





Key Question:
Who loves you?


Bottom Line:
God loves me.

Memory Verse:
"I am wonderfully made."
Psalm 139:14, NIV

Bible Story Focus:
God made me to praise Him.
Praise God •

Psalm 9:1-2; 34:1, 119:171-175;
Psalm 150

Prepare to offer one or more of the following activities as your 2-year-olds arrive. Let one or two teachers lead small groups of children in activities throughout the room while another teacher greets parents and kids at the door. At this age not all children will participate, but most will want to be part of the fun.



Make it Fun

1. Musical Chairs

What You Need: Chairs, a CD player, and fun preschool praise music. (Optional: use carpet squares rather than chairs.)

What You Do: Play musical chairs. Set up as many chairs as you have children. Play the music. Each time you stop the music, children must find a chair in which to sit. Before the music starts again, say, "Yay, God!" Note: At this age, it is more fun to NOT take a chair away as you play.

What You Say:

At the start of the activity: "This is going to be a fun game! We are going to play musical chairs! When the music plays, walk around the chairs. When the music stops, sit in a chair really quick. Before the music starts again, we'll say, 'Yay, God!' We'll play as long as we have time. Ready?"

At the end of the activity: "That was so much fun! I love to listen to praise music and tell God how much I love Him. In our Bible story today, we'll hear about how God made us to praise Him."

2. Xylophone

What You Need: Multiple glass containers, water, a stick or mallet, and food coloring (optional).

What You Do: Fill containers with different levels of water. Add food coloring, if desired. Tap the containers to make music!

What You Say: "Did you know that you can make music with these containers of water? (Pause for answers.) You can! Listen. (Tap each of the glasses.) They each make a different sound. Some have a high sound, and others have a low sound. They make music. I love listening to music and praising God. Don't you? We are going to hear a really cool Bible story today about praising God. I can't wait to hear all about it!"

3. Praise Sticks

Be sure to list the food you will be serving today on the "Allergy Alert Poster" (from the Activity Pages on the Web site) and post it at the door to your room.

What You Need: Pretzel rods, two individual condiment cups per child, vanilla icing, colored candy sprinkles, plastic spoons, napkins, and wet wipes.

(Note: If you wanted to make this a non-food activity, you could decorate paper towel rolls for praise sticks.)

What You Do: Give each child a napkin with a couple of pretzel rods. Give each child one cup of icing and one cup of sprinkles. Show the children how to dip the pretzel rod into the icing and then roll it in their sprinkles. When they have made a few "praise sticks," have the children wave them in the air and praise God with cheering. Tell the children that God made us to praise Him.

What You Say: "Let's praise God by waving our praise sticks and cheering. Yay, God! Did you know that God made us to praise Him? God loves it when we praise Him. That's what our Bible story is all about today!"

OCTOBER WEEK 05



MAKE IT FUN



MAKE IT TRUE



MAKE IT STICK



DISMISS

Key Question:
Who loves you?

Bottom Line:
God loves me.

Memory Verse:
"I am wonderfully made."
Psalm 139:14, NIV

Bible Story Focus:
God made me to praise Him.
Praise God •
Psalm 9:1-2; 34:1, 119:171-175;
Psalm 150
After children have participated
in Make It Fun, tell the Bible
story and then encourage the
kids to have fun singing with you.

When sharing the Bible story,
guide kids to gather around
you on the floor. Some kids
(especially the younger ones)
may wander. That's OK. They're
still listening and learning!

For additional worship resources
to equip your worship leaders
and worship team, visit www.amberskyrecords.com.



Make it True

Worship

What You Need: A CD player; this month's worship song, "God Made Me... WONDERFUL," downloaded from the Web site; and the motions for the song.

WORSHIP LEADER: "Let's cheer for God. Yay, God! (Clap and cheer!) God is so AMAZING! God made me, and God loves me! I'm so glad God made me special. Let's sing!"

(Take a minute to walk kids through the song and practice the motions with them. Then lead them in singing the following lyrics to the tune of "Are You Sleeping?")

WORSHIP LEADER and KIDS:

"I am special. (Point your thumbs to yourself.) I am special. (Point your thumbs to yourself.)

God made me. (Point up to God.) God made me. (Point up to God.)

I can jump and twirl around (Jump up and twirl in a circle.)

I can squat and touch the ground. (Squat and touch the ground.)

God made me. (Point up and then to yourself.) God made me." (Point up and then to yourself.)

(Repeat several times.)

WORSHIP LEADER: "Woo-hoo! That song is so fun! I love to jump and twirl! I love that God gave me legs so I can do all those fun things. God loves us so much! God loves you (pointing to the kids), and God loves me (pointing to yourself). Let's cheer for God. Yay, God! God made us to praise Him. Let's praise and sing together."

Lead children in singing "God Made Me...WONDERFUL."

WORSHIP LEADER: "Yay, God! It's so great to praise God together. Thanks for singing with me. Let's all sit down and get ready to hear our Bible story."

Bible Story

What You Need: A Bible.

STORYTELLER: "Hello, everybody! It's so good to see you this morning! We are going to learn more about God right from the Bible! The Bible tells us that God made our bodies and that we are very special. When God made our bodies, He made them so we can do many different things.

"One thing God made us to do is to praise Him. God made me, you, and all our friends to cheer for Him. God made us to praise Him and tell Him how much we love Him. I have an idea! What if all of us do a cheer for God? Whenever I point to you, I want you to clap, jump, and say, 'Yay, God!' God made us to praise Him! I can praise Him (point both thumbs at yourself). You can praise Him (pointing to the kids)."

CHILDREN: "Yay, God!" (Clap, jump, and cheer.)

OCTOBER
WEEK 05



MAKE IT FUN



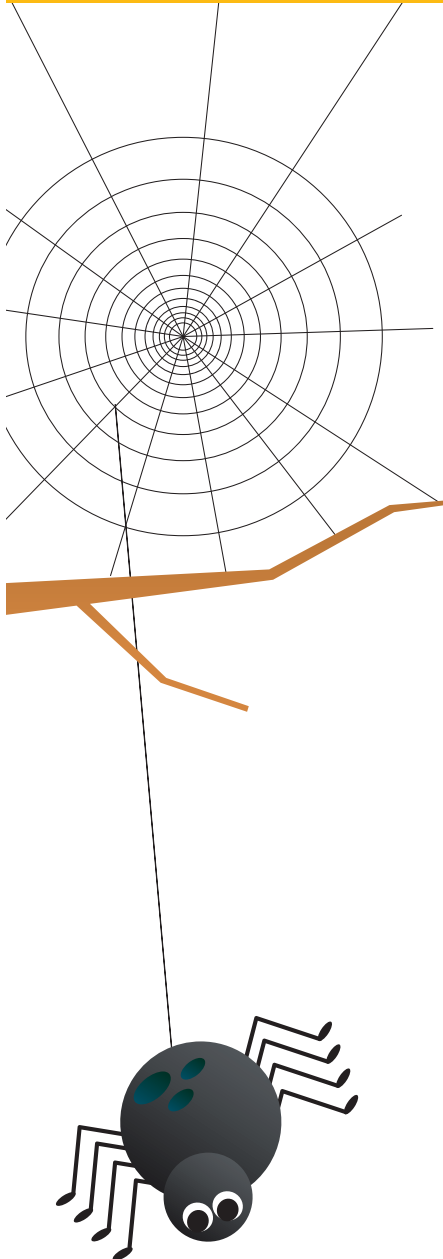
MAKE IT TRUE



MAKE IT STICK



DISMISS



Make it True

STORYTELLER: "Who can praise Him? You can praise Him! (Point to the kids.)"

CHILDREN: "Yay, God!" (Clap, jump, and cheer.)

STORYTELLER: "The boys can praise Him. (Point to the boys.)"

BOYS: "Yay, God!" (Clap, jump, and cheer.)

STORYTELLER: "The girls can praise Him. (Point to the girls.)"

GIRLS: "Yay, God!" (Clap, jump, and cheer.)

STORYTELLER: "Now let's do it a little faster."

STORYTELLER: (Quickly) "Who can praise Him? You can praise Him! (Point to the kids.)"

CHILDREN: (Quickly) "Yay, God!" (Clap, jump, and cheer.)

STORYTELLER: (Quickly) "The boy can praise Him. (Point to the boys.)"

BOYS: (Quickly) "Yay, God!" (Clap, jump, and cheer.)

STORYTELLER: (Quickly) "The girls can praise Him. (Point to the girls.)"

GIRLS: (Quickly) "Yay, God!" (Clap, jump, and cheer.)

STORYTELLER: "Now let's say, 'Go, God! Go, God! Goooooo (close your fist and hold it at your shoulder), God' (pump your fist in the air)!"

CHILDREN and STORYTELLER: "Go, God! Go, God! Goooooo, GOD!" (Pump fist.)

STORYTELLER: "Let me hear you again!"

CHILDREN and STORYTELLER: "Go, God! Go, God! Goooooo, GOD!" (Pump fist.)

STORYTELLER: "One more time!"

CHILDREN and STORYTELLER: "Go, God! Go, God! Goooooo, GOD!" (Pump fist.)

STORYTELLER: "Great job praising God. God made us to praise Him. He loves it when we are happy and joyful. He loves it when we cheer about Him. God loves us SO much. I love to praise Him. He loves me, and I love Him. "God loves me! Who loves you?"

CHILDREN and STORYTELLER: "God loves me!"

STORYTELLER: "Yes! God loves me. God loves everything about us! Let's pray together."

"God, we love You. We love to praise You. We are so amazed at all You have made and done. We praise You. Amen."

OCTOBER WEEK 05



MAKE IT FUN



MAKE IT TRUE



MAKE IT STICK



DISMISS

Key Question:
Who loves you?

Bottom Line:
God loves me.

Memory Verse:
"I am wonderfully made."
Psalm 139:14, NIV

Bible Story Focus:
God made me to praise Him.
Praise God •
Psalm 9:1-2; 34:1, 119:171-175;
Psalm 150

Choose two or more of the following activities to help make the Bottom Line stick. Lead the activities with small groups of children. Encourage children to play on their own if they do not wish to take part in an activity.

Make it Stick

Choose two or more of the following activities to help make the Bottom Line stick. Lead the activities with small groups of children. Encourage children to play on their own if they do not wish to take part in an activity.

1. Scarf Dance

What You Need: Music and scarves. (Note: You could use colorful crepe paper streamers instead of scarves, if you like.)

What You Do: Play the music and let the children dance around. Retell the Bible story.

What You Say: "Wasn't our Bible story today so neat? Did you know that God made us to praise Him? God wants us to sing and dance and play music to Him. Everyone grab a scarf (or streamer) and dance to the music. (Encourage children to do fun and exciting moves with their scarves.) What awesome moves you all have. God loves us so much. We are wonderfully made. God made us to praise Him, and He loves us so much. Who loves you? God loves me."

2. I Can Praise

What You Need: A CD player, the song "My God Is So Big," (from www.AmberSkyRecords.com or the CD, "One Big Gulp") and child-safe handheld mirrors.

What You Do: Let children sing "My God Is So Big" to themselves in the mirrors. Cheer the "Go God" cheer from the Bible story.

What You Say: "The Bible tells us that God made our bodies and that we are very special. When God made our bodies, He made them so they can do many different things. One thing God made us to do is to praise Him. Let's praise God by dancing and singing. Let's sing 'My God Is So Big' as we look in our mirrors. Then we can see how we're singing and moving. (Play music and sing with the children.) You all sang so nicely! Clap your hands together and say, 'Go, God!' God made us to praise Him. He loves us so much! Who loves you? God loves me."

3. EVERYTHING Stretch

What You Need: No supplies are needed.

What You Do: Divide kids into pairs, pairing yourself with one child. Instruct pairs to sit facing each other and holding hands. Direct pairs to stretch back and forth, almost like a seesaw, repeating what you say.

What You Say: "Sit with your partner and stretch your legs out in a V-shape. Grab hands and rock back and forth. As we stretch back and forth, repeat after me, okay? God made me. (Repeat with children.) God loves me. (Repeat with children.) Wow, great job! Let's do it again! God made me. (Repeat with children.) God loves me. (Repeat with children.) In the Bible, it says that we are wonderfully made. God made us to do special things. God loves us and wants us to praise Him, so let's say it one more time, good and loud. God made me. (Repeat with children.) God loves me. (Repeat with children.) Who loves you? God loves me."





Make it Stick

4. Music Makers

What You Need: Several different items you can make music with, such as an empty bucket, your hands and your legs, the ground, two blocks, etc.

What You Do: Experiment with different objects to make music. As you tap out the rhythm, say "Yay God!"

What You Say: "Let's make some music to praise God. Look around. Do you see anything we can use as a musical instrument? *(Pause and let children come up with suggestions.)* Let's use our hands and our laps. *(Clap your hands together and then pat your legs.)* What sound do you hear? *(Pause.)* That's right. Do that with me. Yay God! *(Pause.)* What if we tap the floor? *(Tap the floor.)* It doesn't sound as loud as our hands and laps, but it's still a beat. Yay God! What about this bucket? *(Turn the bucket upside down and drum on it.)* That's a cool sound! What about these two blocks? *(Click the two blocks together; rub them back and forth; etc.)* They make a neat sound, too. Yay God! We don't have to have an instrument to praise God. We can use our voices and our bodies to make music! God made our bodies to do a lot of things. He made us to praise Him with our bodies. Clap your hands, pat your legs, and shout, 'Goooooo, God!' God loves it when we praise Him. **Who loves you? God loves me.**"



OCTOBER
WEEK 05



MAKE IT FUN



MAKE IT TRUE



MAKE IT STICK



DISMISS

Key Question:
Who loves you?

Bottom Line:
God loves me.

Memory Verse:
"I am wonderfully made."
Psalm 139:14, NIV

Bible Story Focus:
God made me to praise Him.
Praise God •
Psalm 9:1-2; 34:1, 119:171-175;
Psalm 150

Dismiss

Set any take-home creations where you or parents can get them easily. Greet parents at the door and tell them that this month preschoolers are learning that **God loves me**. Encourage parents to repeat the Bottom Line at home and help their child understand that **God loves me**.

Have this month's Small Talk available for parents to pick up or send it in a monthly email. Encourage parents to use the activities found in Small Talk to reinforce this month's Bottom Line: **God loves me**.

