

OCTOBER WEEK 03

2 year olds



first look

Curriculum for Preschoolers

OCTOBER 16, 2011



We want preschoolers to take a first look at who God is and understand...

GOD MADE ME

GOD LOVES ME

JESUS WANTS TO BE MY FRIEND FOREVER

Editor in Chief: Kathy Hill
Copy Editor: Wendi Zebell
Curriculum Writers: Kendra Fleming, Ashley Hiers
Illustrator: Jodi Blackwell
Graphic Designer: Elloa Davis
FL Creative Team: Sue Miller, Lois Pallansch, Kathy Hill, Kendra Fleming, Autumn Ward, Ashley Hiers, Donna High
Chief Executive Officer: Reggie Joiner
Chief Operating Officer: Reggie Goodin
Executive Director: Sue Miller
Technical and Web Support: Hadley Brandt
Partner Support: Deb Springer

Scripture quotations marked NIV are taken from the Holy Bible, New International Version®. Copyright © 1973, 1978, 1984 by International Bible Society. Used by permission of Zondervan. All rights reserved.

These resources are intended to be downloaded and printed for use by the subscribing entity only and may not be electronically transferred to or duplicated by other non-subscribing entities. Any unauthorized reproduction of this material or incorporation into a new work is a direct violation of US copyright laws. © 2011 First Look. All rights reserved.

"STATEMENT OF FAITH" USER AGREEMENT

The reThink Group, Inc. gladly grants permission to churches, schools, and other licensees to tailor First Look™ materials to fit their unique leadership requirements, locale and format preferences, and physical environment needs. However, if you wish to edit the content substantively, including Bible stories, learning activities, scripts, and any other content in which biblical principles and concepts are presented, you are obligated to do so within the doctrinal guidelines we've expressed in our Statement of Faith.

OCTOBER
Week 03


2 year olds

OCTOBER 16, 2011



first look

BASIC TRUTH



God made me



KEY QUESTION:
Who loves you?

BOTTOM LINE:
God loves me.

MEMORY VERSE:
"I am wonderfully made."
Psalm 139:14, NIV

BIBLE STORY FOCUS:
God made me to do many things.
Things I Can Do •
Psalm 47:1; 86:1;
Proverbs 4:11-12,20-22; 20:11-12;
Acts 9:36; 20:35

Here's an overview of what you'll be teaching in 2s this week.

Make It Fun

(Choose one or all of these activities)

- Balance Beam
- Block Build
- Open/Shut Them

Make It True


- Worship
- Bible Story

Make It Stick

(Choose as many of these activities as you like)

- Follow Me
- Mix It Up
- Loopty Loo
- I Will (Bible story review)

Dismiss





MAKE IT FUN



MAKE IT TRUE



MAKE IT STICK



DISMISS


Key Question:
Who loves you?

Bottom Line:
God loves me.

Memory Verse:
"I am wonderfully made."
Psalm 139:14, NIV

Bible Story Focus:
God made me to do many things.
Things I Can Do •
Psalm 47:1; 86:1; Proverbs 4:11-
12,20-22; 20:11-12;
Acts 9:36; 20:35

Prepare to offer one or more of the following activities as your 2-year-olds arrive. Let one or two teachers lead small groups of children in activities throughout the room while another teacher greets parents and kids at the door. At this age not all children will participate, but most will want to be part of the fun.



Make it Fun

1. Balance Beam

What You Need: Masking tape.

What You Do:

Before the activity: Tape a line on the floor.

During the activity: Encourage children to stay balanced as they walk the "balance beam" of tape.

What You Say: "See this tape? It's going to be our balance beam. Let's try to walk on it, one foot in front of the other without falling off. Ready? Walk, walk, balance. Great! Did you know that God made us in a wonderful way? He gave us feet to walk and keep us balanced! I can't wait to hear in our Bible story about all the things God made me to do."

2. Block Build

What You Need: Blocks.

What You Do: Build as many different structures as you can, and then knock them down with your hands, feet, and other body parts.

What You Say: "God made us all in a wonderful way. He gave us hands to build tall towers. Can you build with me? Wow! Look at our tower! God also gave us hands to knock down our tower. (*Knocking it down*) Timber! Let's use the hands God gave us to build another tower. (*Do so.*) Look at that! This time, can you use your elbows to knock it over? Whoa! Can you build a tower with your feet? (*Pause for answers.*) It's not very easy, is it? You can build a better tower with your hands than your feet, but you could knock it over with your feet. God made our bodies to do lots of things. We'll hear more about it today in our Bible story."

3. Open/Shut Them

What You Need: No supplies are needed.

What You Do:

Sit with your legs crossed and encourage a few children to sit the same way with you. Teach the kids the following rhyme and motions.

What You Say: "Sit down with me with crisscross-applesauce legs. We are going to say a little rhyme and do some motions with our hands. Ready?"

"Open (*open both hands out wide*), shut them (*make them into fists*). Open (*open both hands out wide*), shut them (*make them into fists*). Give a little clap. (*Clap your hands.*) Open (*open both hands out wide*), shut them (*make them into fists*). Open (*open both hands out wide*), shut them (*make them into fists*). Put them in your lap. (*Put your hands in your lap.*) (*Slowly creeping your fingers from your tummy to your face*) Creep them. Creep them. Slowly creep them right up to your chin. (*Tap your chin.*) Open up your mouth (*open your mouth*), but do not let them in. (*Pretend to start to put your fingers in your mouth, but quickly run them back down to your tummy.*)

"Clap your hands. That was very good! God made our bodies to do lots of things. I can't wait to hear more in our Bible story today about how God made us."

OCTOBER Week 03



MAKE IT FUN



MAKE IT TRUE



MAKE IT STICK



DISMISS

Key Question:
Who loves you?

Bottom Line:
God loves me.

Memory Verse:
"I am wonderfully made."
Psalm 139:14, NIV

Bible Story Focus:
God made me to do many things.
Things I Can Do •
Psalm 47:1; 86:1; Proverbs 4:11-
12,20-22; 20:11-12;
Acts 9:36; 20:35

After children have participated in Make It Fun, tell the Bible story and then encourage the kids to have fun singing with you.

When sharing the Bible story, guide kids to gather around you on the floor. Some kids (especially the younger ones) may wander. That's OK. They're still listening and learning!

For additional worship resources to equip your worship leaders and worship team, visit www.amberskyrecords.com.



Make it True

Worship

What You Need: A CD player; this month's worship song, "God Made Me... WONDERFUL," downloaded from the Web site; and the motions for the song.

WORSHIP LEADER: "God made our bodies to do so many things! Isn't that amazing? God loves EVERYTHING about YOU (*pointing to the kids*), and **God loves me** (*pointing to yourself*). I'm so glad God made me and LOVES me. Let's sing about all the things we can do!

(Take a minute to walk kids through the song and practice the motions with them. Then lead them in singing the following lyrics to the tune of "Are You Sleeping?")

WORSHIP LEADER and KIDS:

"I am special. (*Point your thumbs to yourself.*) I am special. (*Point your thumbs to yourself.*)

God made me. (*Point up to God.*) God made me. (*Point up to God.*)

I can jump and twirl around (*Jump up and twirl in a circle.*)

I can squat and touch the ground. (*Squat and touch the ground.*)

God made me. (*Point up and then to yourself.*) God made me." (*Point up and then to yourself.*)

(Repeat several times.)

WORSHIP LEADER: "God made us to jump so high! (*Jump with the kids.*) God made us to twirl in a circle. (*Spread your arms and twirl.*) God made us to do so many things. **God made me**, and God made you. God loves you (*pointing to the kids*), and **God loves me** (*pointing to yourself*)."

"God made our bodies to do so many things. He wants us to follow Him! Let's sing another song to our great, big God!"

Lead children in singing "God Made Me...WONDERFUL."

WORSHIP LEADER: "Thank you for singing with me. God is so good to us! Let's sit and listen to more of His words from the Bible."

Bible Story

What You Need: A Bible.

(Note: If you think the kids will have trouble marching around the room during the Bible story, then just have them march in place and turn to the right or left. It might be easier for them to watch you and do what you do.)

STORYTELLER: "Good morning! Do you want to hear my story? Come and sit down with me. I have a GREAT story to tell you. It's a story from the Bible. (*Hold up your Bible.*) It's a story about our bodies. God made our bodies to do some AMAZING things!

"**God made me** to follow Him. That is SO cool that **God made me** to follow Him. I have an idea. Let's play 'Follow the Leader.' Whatever I say or do, you do it too! Are you ready? Everyone stand up. The Bible says that God gave us feet to follow Him. Let's march! Can you follow me? Turn this way and march. Now turn this way. Keep marching just like me! God gave us feet to follow. God wants me to follow

OCTOBER
Week 03



MAKE IT FUN



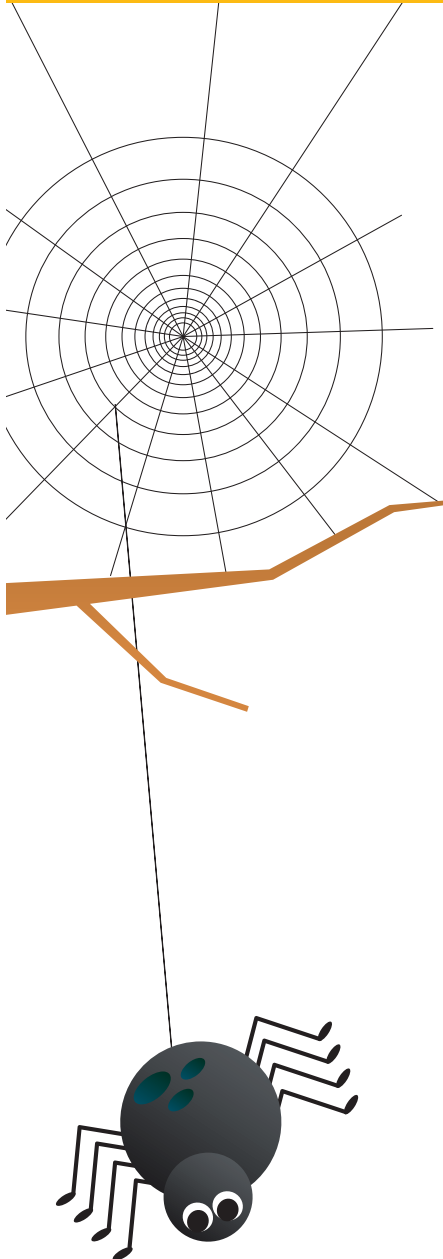
MAKE IT TRUE



MAKE IT STICK



DISMISS



Make it True

Him. Should we stop marching? (*Kids respond.*) No way! The Bible says we have feet to follow, so let's keep marching.

"The Bible also says I have eyes to see. (*Put your hands around your eyes like binoculars.*) Look this way (*turn to the left, march in place, and keep looking.*) Now look this way. Keep marching. God gave us feet to follow Him and eyes to see. Very good!

"Do you know what else God made us to do? He gave us ears to listen. (*Cup your hands behind your ears.*) Listen in this direction. (*Keep marching, lean to one side, and listen.*) Now listen in the other direction. (*Lean to the other side and listen.*) God gave you feet to follow Him, eyes to see, and ears to listen. (*Do each of the motions as you talk.*)

"Keep marching! I can look (*putting your hands around your eyes like binoculars*) for ways to help people and listen (*cup your hands around your ears*) to what my parents and teachers say. I have feet to follow, eyes to see, and ears to listen (*repeating motions*).

"That was great. Keep marching! The Bible says God also gave me hands to help. How can my hands help? I can help Mama with my baby brother or sister. Let's help Mama rock the baby. (*Pretend to cradle a baby and rock it back and forth.*) I can also use my hands to help fix things and make things. (*Hit your right fist on top of your left fist as if hammering.*) Let's try to do all those things the Bible says God made our body to do. (*Repeat each of the previous motions.*)

"The Bible says God gave me feet to follow, eyes to see, ears to listen, and hands to help. Wow, God made my body to do many things! Now it's time to let my body sit down and rest for just a minute. Whew! I'm so tired!

"I am so glad that God made our bodies. He loves us so much! **God made me!** He loves my feet that follow Him, and He loves my hands that help other people. Yay! (*Clap and cheer!*) God loves EVERYTHING about YOU (*pointing to the kids*), and **God loves me** (*pointing to yourself*). Can you say it with me?"

CHILDREN and STORYTELLER: "God loves me!"

STORYTELLER: "Who loves you?"

CHILDREN and STORYTELLER: "God loves me!"

STORYTELLER: "That's right! Yay! (*Clap and cheer!*) God loves EVERYTHING about YOU (*pointing to the kids*), and **God loves me** (*pointing to yourself*).

"Let's pray and thank God for making our bodies to do so many things. Let's ask God to help us follow Him every day!

God, we want to follow You. We want to listen and do the things You want us to do. We want to help other people. Thank You for making our bodies to be so strong and ready to do so many things. We love You. Amen."

OCTOBER
Week 03



MAKE IT FUN



MAKE IT TRUE



MAKE IT STICK



DISMISS

Key Question:
Who loves you?

Bottom Line:
God loves me.

Memory Verse:
"I am wonderfully made."
Psalm 139:14, NIV

Bible Story Focus:
God made me to do many things.
Things I Can Do •
Psalm 47:1; 86:1;
Proverbs 4:11-12, 20-22; 20:11-12;
Acts 9:36; 20:35

Choose two or more of the following activities to help make the Bottom Line stick. Lead the activities with small groups of children. Encourage children to play on their own if they do not wish to take part in an activity.

Make it Stick

Choose two or more of the following activities to help make the Bottom Line stick. Lead the activities with small groups of children. Encourage children to play on their own if they do not wish to take part in an activity.

1. Follow Me

What You Need: No supplies are needed.

What You Do: Play a fun game while reviewing the Bible story.

What You Say: "Wasn't that a supercool Bible story we heard today? Isn't it amazing that God made each and every one of us? And we are all so different, yet God made each and every one of us. The Bible says that **God made me** to do many things. God gave me feet to follow. March with me. Let's go this way and then that way. March, march, march! Good job! God made my feet to follow. God wants me to follow Him. The Bible tells me I have eyes to see. (*Put your hands around your eyes like binoculars.*) Look this way and keep marching as you look around. God gave us feet to follow and eyes to see. God also made our ears to listen. (*Cup your hands behind your ears.*) Listen this way and that. Look this way and that. March this way and that. Wonderful! The Bible also says that God gave me hands to help. We can help by rocking a baby brother or sister. (*Pretend to cradle a baby and rock it back and forth.*) We can also help fix things. (*Hit your right fist on top of your left.*) God loves us so much, and He made us in such a wonderful way! **Who loves you? God loves you.**"

2. Mix It Up

Be sure to list the foods you will be using today on the "Allergy Alert Poster" (from Other Resources on the Web site) and post it at the door to your room.

What You Need: Teddy Grahams®, Goldfish® crackers, Cheerios®, resealable sandwich bags, a permanent marker, three bowls, wet wipes, and three serving spoons.

What You Do: Pour each snack into a separate bowl. Use wet wipes to clean kids' hands. Tell children how many scoops of each snack they can put into their plastic bags. Write the children's names on their baggies.

What You Say: "In our Bible story today, we learned that God made us to do many things. He made us all wonderfully different. God gave us eyes to see, ears to listen, and hands to help. Let's use our ears to listen to the directions, our eyes to see what to do, and our hands to do it! Would you like to try? (*Pause for answers.*) Great! First, we need to clean our hands with a wet wipe. Wash them well, front and back. Next, take a baggie and open it up. Take the spoon in the Teddy Grahams® bowl and put one spoonful in your bag. Great! Next, put one spoonful of Goldfish® crackers in your bag. Super! Lastly, put two spoonfuls of Cheerios® in your bag. You did it! You listened with your ears, looked with your eyes, and helped with your hands. I'm glad God loves us so much and made us in such a neat way. **Who loves you? God loves me.**"



Make it Stick

3. Loopty Loo

What You Need: No supplies are needed.

What You Do: Sing the song below and do the motions.

(Note: Listen to the song and learn its tune at

<http://www.songsforteaching.com/folk/herewegolooptyloobyloo.htm>

Please note that we've changed the original lyrics slightly, but they still work with the tune.)

What You Say: "In the Bible, it says that God made our bodies to do a lot of fantastic things. Let's sing and dance as we move our bodies! Ready?"

"Here we go, loopty loo. Here we go, loopty li.

Here we go, loopty loo, all on a Saturday night. *(Hold hands and walk around in a circle, if you like.)*

"Here we go, way down low. *(Squat down low.)* Here we go, way up high. *(Stand on your tiptoes.)*

Here we go, way down low. *(Squat down low.)* We really know how to fly. *(Flap your arms like wings.)*

"Here we go, round and round. *(Turn around in a circle.)* Here we go, fast and slow. *(Run in place really fast, then really slow.)*

Here we go, round and round. *(Turn around in a circle.)* Oh, what a great way to go. *(Give two thumbs-up.)*

"Here we go, up and down. *(Stand on your tiptoes, and then squat down low.)* Here we sit, side by side. *(Sit down next to someone.)*



Here we go, up and down. *(Still sitting, raise up and down.)* Oh, what a wonderful ride. *(Sway back and forth.)*

"Here we go, loopty loo. Here we go, loopty li.

Here we go loopty loo, all on a Saturday night, all on a Saturday night, all on a Saturday night! *(Stand in a circle, hold hands, walk to the left or right, and then fall to the ground. Another option is to stay seated and sway.)*

"That was terrific! Great job using your bodies that God made and gave us! God loves us so much. God loves you and you and you and you *(pointing to the children).*

Who loves you? God loves me."





MAKE IT FUN



MAKE IT TRUE



MAKE IT STICK



DISMISS



Make it Stick

4. I Will



What You Need: "I Will" (from the Activity Pages on the Web site), cardstock, wet wipes, and a large ink pad. (Option: Use a marker instead of an ink pad and trace the foot.)

What You Do:

Before the activity: Copy the Activity Page onto cardstock for each child.

During the activity: Stamp each child's foot onto the ink pad and then onto an Activity Page. Read the writing on the page as you wipe the child's foot clean using a wet wipe.

What You Say: "We learned in our Bible story that God made our bodies to do so many fantastic things. We are going to make something today that will help you remember how wonderfully made you are when you are at home. We are going to make a footprint by putting ink on your foot and then pressing your foot down on some paper. (Option: You can just trace the child's foot or shoe.) It may tickle a little bit. Wow! That is a fantastic footprint! This paper says, 'This week, I will use my ears to listen, my eyes to see, my feet to follow, and my hands to help. I will do all these things because "I am wonderfully made."' God loves us so much that He made you with (list child's attributes). God loves you, and God loves me. Who loves you? God loves me."



OCTOBER
Week 03



MAKE IT FUN



MAKE IT TRUE



MAKE IT STICK



DISMISS

Key Question:
Who loves you?

Bottom Line:
God loves me.

Memory Verse:
"I am wonderfully made."
Psalm 139:14, NIV

Bible Story Focus:
God made me to do many things.
Things I Can Do •
Psalm 47:1; 86:1;
Proverbs 4:11-12,20-22; 20:11-12;
Acts 9:36; 20:35

Dismiss

Set any take-home creations where you or parents can get them easily. Greet parents at the door and tell them that this month preschoolers are learning that **God loves me**. Encourage parents to repeat the Bottom Line at home and help their child understand that **God loves me**.

Have this month's Small Talk available for parents to pick up or send it in a monthly email. Encourage parents to use the activities found in Small Talk to reinforce this month's Bottom Line: **God loves me**.

