

DECEMBER WEEK 04

3–5 year olds



first look

# Curriculum for Preschoolers

December 25, 2011



We want preschoolers to take a first look at who God is and understand...

GOD MADE ME

GOD LOVES ME

JESUS WANTS TO BE MY FRIEND FOREVER


**Editor in Chief:** Kathy Hill  
**Copy Editor:** Wendi Zebell  
**Curriculum Writer:** Autumn Ward  
**Illustrators:** Jodi Blackwell  
**Graphic Designer:** Elloa Davis  
**FL Creative Team:** Sue Miller, Lois Pallansch, Kathy Hill, Kendra Fleming, Autumn Ward, Ashley Hiers, Donna High  
**Chief Executive Officer:** Reggie Joiner  
**Chief Operating Officer:** Reggie Goodin  
**Executive Director:** Sue Miller  
**Technical and Web Support:** Hadley Brandt  
**Partner Support:** Deb Springer

Scripture quotations marked NCV are quoted from the Holy Bible, New Century Version, Copyright © 1987, 1988, 1991 by Word Publishing, Dallas, Texas 75234. Used by permission. All rights reserved.

These resources are intended to be downloaded and printed for use by the subscribing entity only and may not be electronically transferred to or duplicated by other non-subscribing entities. Any unauthorized reproduction of this material or incorporation into a new work is a direct violation of US copyright laws. © 2011 First Look. All rights reserved.

#### "STATEMENT OF FAITH" USER AGREEMENT

The reThink Group, Inc. gladly grants permission to churches, schools, and other licensees to tailor First Look™ materials to fit their unique leadership requirements, locale and format preferences, and physical environment needs. However, if you wish to edit the content substantively, including Bible stories, learning activities, scripts, and any other content in which biblical principles and concepts are presented, you are obligated to do so within the doctrinal guidelines we've expressed in our Statement of Faith.



BASIC TRUTH



Jesus wants to be my friend forever.

**KEY QUESTION:**

How do we know God loves us?

**BOTTOM LINE:**

God gave us Jesus.

**MEMORY VERSE:**

“God has given a son to us.”  
Isaiah 9:6, NCV

**BIBLE STORY FOCUS:**

The wise men come to see  
God’s Son.  
The Wise Men •  
Matthew 2:1-2,9-11

Here’s an overview of what you’ll  
be teaching in 3s–5s this week.

**Make It Fun**

(Choose one or all of these activities)

- Beautiful Gifts
- Count the Stars
- Follow the Star

**Make It True**

- Worship
- Introductory Sketch
- Bible Story


**Make It Stick**

(Choose as many of these activities as you like)

- Picture Match
- Party Time!
- Story Rhyme (Bible story review)
- Party Horns! (Memory verse)
- Christmas Star (Especially for 5s)

**Make It Real**

- Small Group Time
- Prayer
- Dismiss–Small Talk



If you are choosing to lead “Party Time!” during Make It Stick, post the “Allergy Alert Poster” (from Other Resources on the Web site). Be sure to list the foods you will be serving today. As parents bring their children to your room, call their attention to the sign.



**Key Question:**  
How do we know God loves us?

**Bottom Line:**  
God gave us Jesus.

**Memory Verse:**  
"God has given a son to us."  
Isaiah 9:6, NCV

**Bible Story Focus:**  
The wise men come to see God's Son.  
The Wise Men •  
Matthew 2:1-2,9-11

Prepare to offer one or more of the following activities as your 3-, 4-, or 5-year-olds arrive. Let one or two teachers lead activities in different areas of the room while another teacher greets parents and kids at the door.

# Make it Fun

## 1. Beautiful Gifts

**What You Need:** A long piece of butcher paper; tape; markers; foil Christmas wrapping paper in red, green, and gold; scissors; and glue sticks.

**What You Do:**

*Before the activity:* Cut the foil wrapping paper into small pieces.

*During the activity:* Tape the butcher paper to the wall at the children's eye level or to a table. Draw one square, one wide rectangle, and one tall rectangle. These will be gifts. Instruct the children to begin gluing foil paper to the three gifts. Make one a red gift, one a green gift, and one a gold gift.

**What You Say:**

*At the start of the activity:* "I need your help. Will you help me add some color to these three gifts so they will be beautiful and special?"

*At the end of the activity:* "Oh, wow! You did a wonderful job! (Point to the gift pictures.) Now we have a beautiful red gift, a beautiful green gift, and a beautiful gold gift. Oh, thank you! You know, some wise men take three very special gifts to Jesus in our Bible story today. That's right! (Point to the gift pictures.) One, two, three! Three gifts!"

## 2. Count the Stars

**What You Need:** Play-Doh®, rolling pins, and star-shaped cookie cutters.

**What You Do:** Show the children how to roll the Play-Doh® out flat and then make stars with the star-shaped cookie cutters. Count the stars, roll them up, and do it again. Sing the song "Twinkle, Twinkle Little Star" as you make the stars.

**What You Say:**

*During the activity:* "Look! You just made a star. Good job! How many stars have we made all together? Let's count them. Let's make some more stars. (Singing) Twinkle, twinkle, little star. ... "

*At the end of the activity:* "I love to look up at the stars at night. They are so sparkly and twinkle so brightly. Our Bible story today has one very, very, VERY special star in it. Some wise men follow it all the way to Jesus."

## 3. Follow the Star

**What You Need:** White poster board, scissors, silver glitter, glue, a yardstick, tape, and aluminum foil (optional).

**What You Do:**

*Before the activity:* Cut a large star out of the white poster board. Spread glue over one side of the star and then sprinkle silver glitter all over the glue. Once the glue dries, do the same with the other side of the star. Once that side has dried, tape the glitter star to the end of the yardstick. (Option: Cover the star in aluminum foil.)





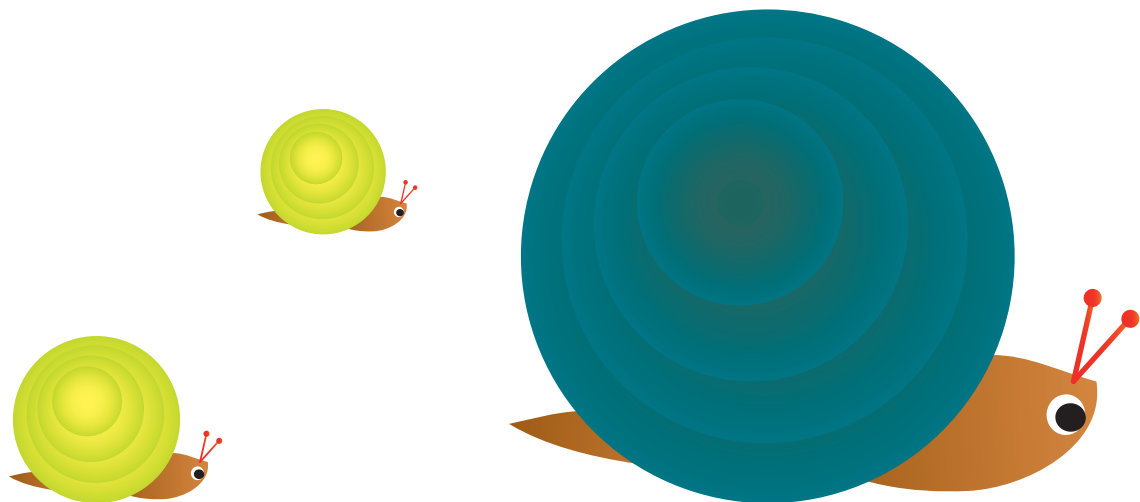
# Make it Fun

*During the activity:* Play a version of "Follow the Leader," only the children have to follow the star. Once you have led the children around the room a few times, doing silly movements all along the way, allow the children to begin taking turns holding the star for everyone to follow.

**What You Say:**

*During the activity:* "Today we are going to play 'Follow the Star.' All you have to do is make sure you follow this special star. Ready? Here we go! We are following the star!" (Make sure to do some silly movements for the children to copy as they follow you. Allow the children to take turns being the leader and holding the star.)

*At the end of the activity:* "Our Bible story today has a very special star in it. It is so special that it leads some wise men all the way to Jesus' house. That is one special star!"



# DECEMBER Week 04



MAKE IT FUN



MAKE IT TRUE



MAKE IT STICK



MAKE IT REAL

**Key Question:**  
How do we know God loves us?

**Bottom Line:**  
God gave us Jesus.

**Memory Verse:**  
"God has given a son to us."  
Isaiah 9:6, NCV

**Bible Story Focus:**  
The wise men come to see God's Son.

**The Wise Men •**  
Matthew 2:1-2,9-11

After children have participated in Make It Fun, gather them for a large group time that includes interactive worship, introductory sketch, and Bible story.

A Worship Leader and live instruments are recommended to sing along with the music tracks. Encourage children to be active during worship by incorporating the appropriate hand motions.



Choose an adult or teenager who relates well to preschoolers to tell the Introductory Sketch. If possible, use the same person for an entire month as the Host role stays the same each month.

Choose an engaging adult to tell the Bible story. This person should be able to command the attention of preschoolers and control the group through animated storytelling. These scripts are written to be "told" and not "read." Advanced preparation is necessary.



For additional worship resources to equip your worship leaders and worship team, visit [www.amberskyrecords.com](http://www.amberskyrecords.com).



# Make it True

## Worship

**What You Need:** Paperclip "Memory Verse Card" (from the week one Activity Pages on the Web site) in your Bible at Isaiah 9:6. You will also need a CD player and this month's worship song, "Look! Look! Everyone," which you will need to download from the Web site. You will also need "Happy Birthday, Jesus," available at [www.amberskyrecords.com](http://www.amberskyrecords.com) or on the CD, I Count on You.

*Worship Leader enters with the song "Happy Birthday, Jesus" playing in the background. He is now singing along as he plays his air guitar and dances around. He will encourage the children to sing and play their air guitars along with him until the song ends.*

**WORSHIP LEADER:** (While song is playing) "Get out those air guitars and play along! Today is Jesus' birthday! It's Christmas everybody! It's Christmas!"

*(Continue with the script after the song ends.)*

**WORSHIP LEADER:** "Merry Christmas! Merry Christmas, everybody! Tell the friend beside you 'Merry Christmas.' *(Pause while children do so.)* Now tell another friend 'Merry Christmas.' *(Pause while children do so.)* Today is the big day we have all been waiting for. Christmas is finally here! Keep standing. We're going to sing our new song. Let's celebrate Jesus!"

Lead children in singing "Look! Look! Everyone."

**WORSHIP LEADER:** "Christmas is the day we celebrate that **God gave us Jesus.** **God gave us Jesus** to be our friend forever. That's how much God loves us! Jesus wants to be your friend forever! Who wants to be your friend forever?"

**CHILDREN and WORSHIP LEADER:** "Jesus wants to be my friend forever."

**WORSHIP LEADER:** "Our Bible verse says, 'God has given a son to us,' Isaiah 9:6. That's the true story of Christmas in one little Bible verse. Let's say it together."

**CHILDREN and WORSHIP LEADER:** "'God *(point arms straight up)* has given *(cup both hands in front of you like you are giving something)* a son *(rock your arms like you're holding a baby)* to us' *(point your thumbs to your chest)*, Isaiah 9:6 *(open your hands like a book)*."

**WORSHIP LEADER:** "You got it! **God gave us Jesus.** So **how do we know God loves us?**"

**CHILDREN and WORSHIP LEADER:** "God gave us Jesus."

**WORSHIP LEADER:** "How do we know God loves us?"



# Make it True

First Look offers weekly introductory sketches and Bible stories on the DVD titled "Wonder! Look at God's Story." This DVD is available for purchase at the reThink store on our Web site.

**CHILDREN and WORSHIP LEADER:** "God gave us Jesus."

**WORSHIP LEADER:** "That's right! Now let's say our memory verse one more time."

**GIRLS and WORSHIP LEADER:** "'God (point arms straight up) has given (cup both hands in front of you like you are giving something) a son (rock your arms like you're holding a baby) to us' (point your thumbs to your chest), Isaiah 9:6 (open your hands like a book)."

**WORSHIP LEADER:** "Yes! 'God has given a son to us'—His Son, Jesus! **God gave us Jesus!** Jesus was the first and best Christmas present EVER. He was a gift from God to you and me. Singing songs to Jesus with you has made this a wonderful Christmas for me. Merry Christmas, everyone!"

## Introductory Sketch

**What You Need:** A coat, hat, and leather satchel like Sherlock Holmes would wear. Place the following items in the satchel: a large magnifying glass, a dusting brush, and a camera. This week you will need a large gift box wrapped in birthday paper in your story area. You will also need "Staff Picture" and "Present Picture" (both from the Activity Pages on the Web site). The pictures of the megaphone and hay should still be where you had them last week.

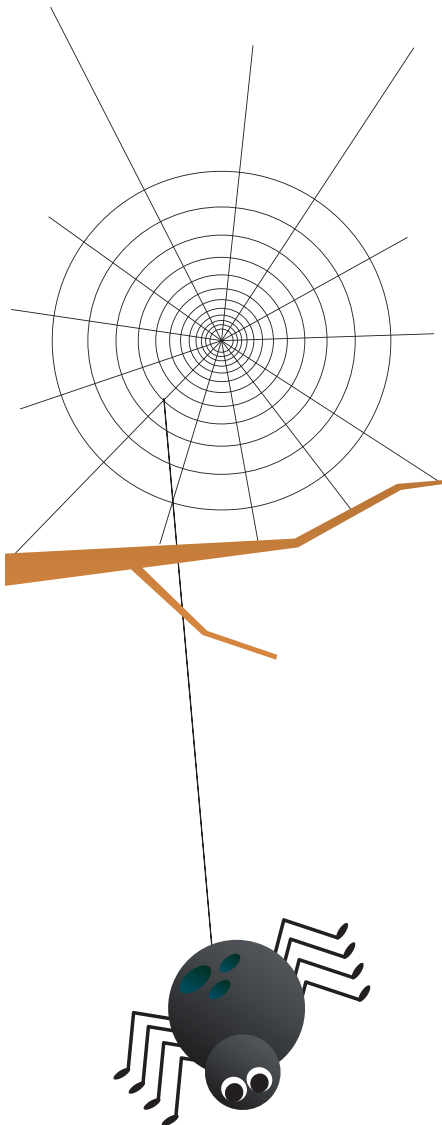
*Note: The Host is looking for clues this month that will tell him the true story of Christmas. He will find one clue each week in December. Each clue will lead into the Bible story for that week. By the end of the month, the Host will have discovered four clues that help him learn the true story of Christmas. Each time the Host finds a clue, he will pretend to take a picture of it. The picture will show up the following week. Today the picture of last week's clue, shepherd's staff, will be used during the Host's introductory sketch. Later, during the Bible story, the Host will bring out a picture of the present since this is the last week.*

*Fun Idea: Place the clue pictures in different spots in the story area each week so the children will have to look to find them.*

*Story Area: Enhance your story area with Christmas décor, like a decorated tree, wrapped gifts, lights, a small table set for a Christmas dinner, etc.*

*(Host enters dressed in the Sherlock Holmes outfit and carrying the satchel and the oversized "Staff Picture." He is very proper in his mannerisms and speaks with an English accent.)*

**HOST:** "Good morning! Good morning! Merry Christmas! The day has arrived. It is finally Christmas! We are so close to learning all about the true story of Christmas. I'm so excited! I can hardly wait! We have been searching and searching, and we just have one clue left to find."



DECEMBER  
Week 04



MAKE IT FUN



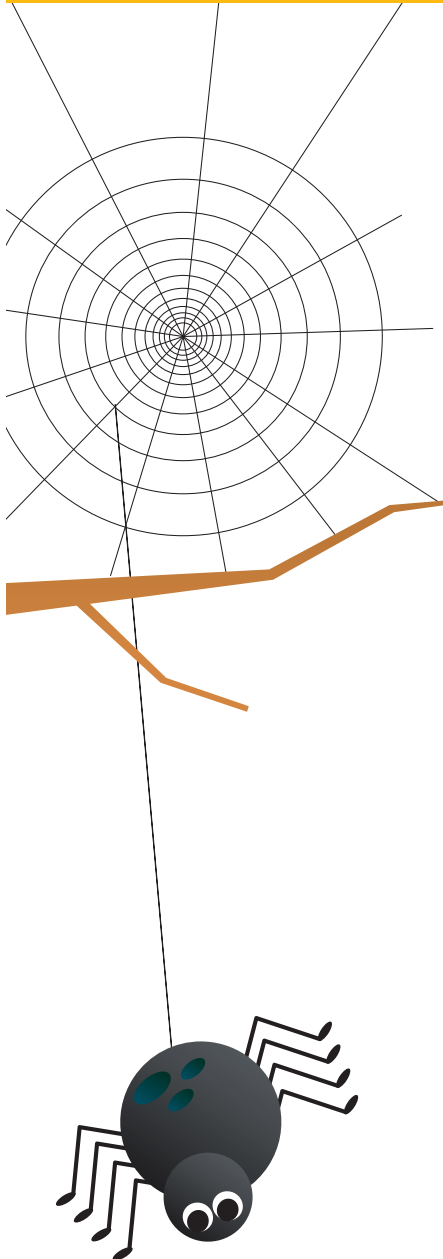
MAKE IT TRUE



MAKE IT STICK



MAKE IT REAL



## Make it True

"I brought the picture of our last clue to put with the others. Do you remember what our last clue was? *(Pause.)* It was a shepherd's staff. I'll put the picture of the shepherd's staff right here. Well, my goodness. Where have the megaphone and hay pictures gone? Oh, my. I do say, I think I need your help finding where the megaphone and hay picture have gone. First, let's find the megaphone picture. Do you see it?"

*(Allow the children to guide you to the megaphone clue picture.)*

**HOST:** "Why, there it is! This megaphone was a clue about the angel. Yes, the angel had a special announcement. He told Mary that God was giving us Jesus. Then there was the hay. Do you happen to see the hay picture as well?"

*(Allow the children to guide you to the hay clue picture.)*

**HOST:** "You are so good at finding things. Thank you again for helping me. Now, the hay was the clue about the stable. Yes, Jesus was born in a stable in Bethlehem. And, here we have the shepherd's staff. The shepherds were watching their sheep when God sent an angel to tell them that baby Jesus had been born. The shepherds were so excited that they told everyone!

"We are so close to having all the clues to the true story of Christmas. Will you help me look for the last clue to the story, the true Christmas story? *(Pause.)* Oh, thank you, my friends. I do thank you."

*(Take out the magnifying glass and begin looking around.)*

**HOST:** "Now, what looks to be a clue? It must be something special. Something you would use to celebrate someone. Do you see anything that one would use to celebrate someone? *(Pause.)* You do? Where? Where? Oh, this IS exciting!"

*(Look around like you can't see the gift so the children can tell you where it is.)*

**HOST:** "Is this what you are talking about? *(Begin examining the present with your magnifying glass.)* I think you may be on to something here, my good friends. Yes, yes!"

*(Put away the magnifying glass and get out the dust brush. Begin dusting the gift.)*

**HOST:** "By George, I think you found our last clue. Good job. I say, good job! Now all we have to do is take a picture and then run it over to *(Storyteller's name)*. She will then be able to tell us the final part of this amazing, true Christmas story. Won't THAT be grand?"

*(Put away the dust brush and take a picture of the present. Then pick up the present.)*

DECEMBER  
Week 04



MAKE IT FUN



MAKE IT TRUE



MAKE IT STICK



MAKE IT REAL

# Make it True

**HOST:** "Well, there you have it. The fourth and final clue has been found. I applaud your efforts. That means I am clapping because you did such a fine job helping me track down all four clues. Give your self a hand. (*Clap for the children.*) Now I am off! I can't wait another second. The time is here! Let's go find out the rest of the true story of Christmas!"

*(Host exits excitedly with present and satchel.)*

## Bible Story

**What You Need:** A Bible and the present the Host had during the Introductory Sketch.

**STORYTELLER:** "Merry Christmas! I am so happy you are here today. We are finally going to hear the last part of the true Christmas story. I'm holding the clue you and (*Host's name*) found. It's a present, and it is definitely the last clue in our story. (*Lay the present down and open the Bible.*)

"After Jesus was born, there were some wise men from far, far away who wanted to worship Him. They wanted to tell Jesus He was special. While looking for Jesus, the wise men noticed a bright star in the sky. Can you twinkle your fingers like a star?"

*(Raise your hands up high and wiggle your fingers. Guide kids to do so too.)*

**STORYTELLER:** "The wise men knew they were supposed to follow the bright star, so that's what they did. They followed that bright star all the way to Jesus' house. When they saw Jesus, they got down on their knees and worshipped Him. They gave Jesus three gifts and celebrated that **God gave us Jesus.** **How do we know God loves us?"**

**CHILDREN and STORYTELLER:** "God gave us Jesus!"

**STORYTELLER:** "That's right. Now, we have been learning a story rhyme that will help us remember the true story of Christmas. Today I am going to teach you the very last part. Then we can say it all together. Are you ready? (*Pause.*) Remember, just say what I say and do what I do.

"The wise men came following a special star. (*Wiggle your fingers overhead.*) All the way to Jesus (*make the sign for Jesus by pointing to the center of each hand with your middle fingers*), they came from afar. (*Put your hand above your eyes like you're looking out.*) They knocked on His door (*pretend to knock*), then they knelt on the floor (*kneel down on both knees*) and gave their gifts to Jesus. (*Hold your hands out like you're giving a gift.*)

*(Repeat the new story rhyme two or three times.)*

"That, my friends, is the true story of Christmas. So when I count to three, I want us to all jump up and say, 'Happy birthday, Jesus!' (*Counting with your fingers*) One, two, three ... 'Happy birthday, Jesus!' (*Jump high with arms in a 'V' and fists closed.*)

DECEMBER  
Week 04



MAKE IT FUN



MAKE IT TRUE



MAKE IT STICK



MAKE IT REAL

# Make it True

"Good job! I think you're ready to say it all together. Ready?"

*(Host comes running out with the last picture clue of the present.)*

**HOST:** "Wait! Wait! I have something. Oh, dear. Let me catch my breath. So sorry to interrupt the wonderful story you are telling, but I had to bring you the picture of the clue we found today. I quickly went and had the picture made from my camera. May I hang it?"

**STORYTELLER:** "Sure, but you didn't have to go through all that trouble."

**HOST:** "Oh, it was no trouble at all. Besides, a good investigator always keeps his clues together. Now we have the megaphone for the angel, the hay for the barn, the staff for the shepherds, and the present for the ... oh, dear. What was the present for? Have you already told the children what the present is for?"

**STORYTELLER:** "Yes, and we were just going to say all of the true story of Christmas together. Would you like to join us? Then you will know what the present clue is for."

**HOST:** "You mean it? Absolutely! I would so love to say the Christmas story rhyme with you! Oh, what joy!"

**STORYTELLER:** "Well, friends. This is what we've been waiting for all month long. Let's say all of the true story of Christmas together."

**CHILDREN, HOST, and STORYTELLER:** "The angel came down *(make a flying motion)* from God to say *(cup hands around mouth like you want to say something)* that Mary will have a baby *(pretend to rock a baby in your arms)* on Christmas Day. His name will be Jesus *(make a 'V' with both arms up and fists closed)*, God's only Son *(point a finger and arm straight up)*. He will show that God loves everyone. *(Hug yourself.)*

"Mary and Joseph traveled far, far away. *(Walk in place.)*  
When they got to Bethlehem, they had no place to stay. *(Hold your hands out and shake your head 'no.')*  
God gave them a barn filled with cows and sheep. *(Use your arms to make a pretend roof over your head.)*  
Jesus was born *(pretend to hold a baby in your arms);*  
in hay He did sleep *(fold your hands under your head like you're sleeping).*

"The shepherds were watching their sheep at night. *(Put your hand above your eyes like you're looking for something.)*  
An angel came and caused a fright! *(Put your hand over your mouth and make a scared face.)*  
'Don't be afraid. *Shake and wave your hands 'no.'*  
I have good news! *(Give two thumbs-up.)*

DECEMBER  
Week 04



MAKE IT FUN



MAKE IT TRUE



MAKE IT STICK



MAKE IT REAL

## Make it True

Jesus is born *(use your arms to make a 'V' above your head)*  
for you and you and you! *(Point to different people.)*  
The angels sang! *(Pretend to hold a microphone.)*  
The shepherds ran! *(Run in place.)*  
All to the see the baby *(pretend to hold a baby)*  
God sent to man!" *(Point both thumbs to your chest.)*

"The wise men came following a special star. *(Wiggle your fingers overhead.)*  
All the way to Jesus *(make the sign for Jesus by pointing to the center of each hand with your middle fingers),*  
they came from afar. *(Put your hand above your eyes like you're looking out.)*  
They knocked on His door *(pretend to knock),*  
then they knelt on the floor *(kneel down on both knees)*  
and gave their gifts to Jesus." *(Hold your hands out like you're giving a gift.)*

**STORYTELLER:** "That is the true story of Christmas. *(Counting with your fingers)*  
One, two, three ... 'Happy birthday, Jesus!'" *(Jump high with arms in a 'V' and fists closed.)*

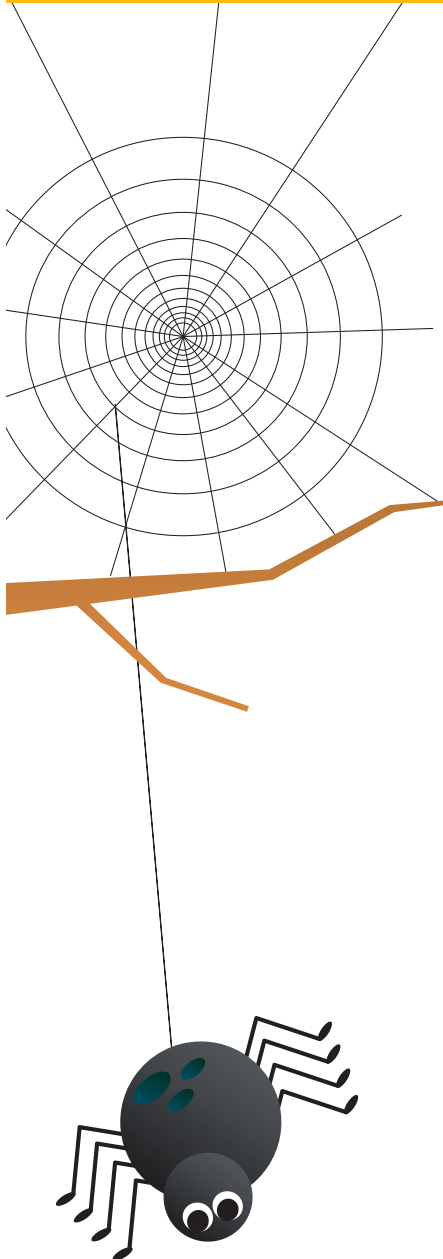
*(The Host and Storyteller immediately go into singing "Happy Birthday" to Jesus. The Worship Leader can come out and join them. Make this the climax of celebrating Jesus' birthday and the true Christmas story.)*

Lead the children in singing "Happy Birthday" to Jesus.

**STORYTELLER:** *(Clapping and cheering)* "Yay, Jesus! Happy birthday, Jesus! Woo-hoo! We love You, Jesus! *(Pause while the clapping stops.)* Thank You for celebrating Jesus' birthday with me today. I want to pray with you before you go to your small groups.

"Dear God, Wow! You gave us Your Son, Jesus. What an awesome gift! We can't thank You enough. We love You! We praise You! We want to celebrate You today. Thank You for teaching us the true Christmas story. Merry Christmas, God! Amen.

"Merry Christmas, everyone! Bye!"



## DECEMBER Week 04



MAKE IT FUN



MAKE IT TRUE



MAKE IT STICK



MAKE IT REAL

**Key Question:**  
How do we know God loves us?

**Bottom Line:**  
God gave us Jesus.

**Memory Verse:**  
"God has given a son to us."  
Isaiah 9:6, NCV

**Bible Story Focus:**  
The wise men come to see God's  
Son.  
The Wise Men •  
Matthew 2:1-2,9-11

These activities are designed to help preschoolers understand and remember today's Bible story and Bottom Line. Offer as many of the following activities as your time, facilities, resources and leadership allow. You may want to lead one activity at a time. Or, offer two activities at once and allow half the kids to participate in each. Then switch groups and repeat the activities.

# Make it Stick

## 1. Picture Match

**What You Need:** "Story Pictures" (from the Activity pages on the Web Site), white paper, markers, and crayons.

**What You Do:**

*Before the activity:* Make one copy of "Story Pictures" on white paper for each child.

*During the activity:* Lead the children in matching the story pictures on the left side of the page to the correct clue pictures on the right side of the page. Ask the children to draw a line to connect the pictures. Briefly review the Bible stories for December as you match the pictures.

**What You Say:**

*At the start of the activity:* "I remember all these pictures. They are from the Bible stories we've learned. The pictures on this side are the clues we helped find. The pictures on this side tell us different parts of the true story of Christmas. Will you help me match the picture clues with the story pictures?"

*During the activity:* (Briefly review the parts of the story the pictures represent.)

*At the end of the activity:* "There! We did it! This will help us remember that Christmas is when **God gave us Jesus. God gave us Jesus** to show us how much He loves us. **How do we know God loves us? God gave us Jesus!**"

## 2. Party Time!

*Be sure to list the foods you will be using today on the "Allergy Alert Poster" (from Other Resources on the Web site) and post it at the door to your room.*

**What You Need:** A CD player, a CD with fun preschool party music, one cupcake for each child, birthday party hats, birthday plates, napkins, and a table covering. (Option: Streamers, Mylar® balloons, and party horns.)

**What You Do:**

*Before activity:* Purchase or make your cupcakes.

*During the activity:* Set up your birthday party decorations. You are having a birthday party for Jesus! Make sure to get the children involved in the decorating. Make this an exciting time as you celebrate the day when **God gave us Jesus!**

**What You Say:**

*At the start of the activity:* "I love birthday parties! The cake is so yummy. The games are fun. Singing 'Happy Birthday' always makes the birthday person feel special. Do you know that TODAY is Jesus' birthday? (Pause for responses.) Yes! Today is Jesus' birthday. Christmas is Jesus' birthday! Christmas is when **God gave us Jesus. God gave us Jesus** because He loves us. **How do we know God**



MAKE IT FUN



MAKE IT TRUE



MAKE IT STICK



MAKE IT REAL



# Make it Stick

loves us? God gave us Jesus. Let's have a birthday party for Jesus. I have some yummy cupcakes. Will you help me decorate?"

*During the activity: (Play music and help create a very celebratory atmosphere for the children.)*

*Before the children eat: "All that's left to do is sing 'Happy Birthday' to Jesus. Here we go! (Lead the kids to sing with you.) Happy birthday to you ... "*

## 3. Story Rhyme

**What You Need:** "Story Card" (Activity Page) from Week 1.

**What You Do:** Use "Story Card" to lead the children in saying the story rhyme for Week 4. Then review Weeks 1, 2, 3, and 4 together along with the motions. Repeat this several times with big, dramatic motions.

### What You Say:

*At the start of the activity: "Guess what? It's finally Christmas! TODAY is CHRISTMAS! Stand up with me and let's say all of the true story of Christmas together."*

*At the end of the activity: "Wow! You did it! You just said the entire true story of Christmas. Way to go! Now you can tell everyone you know the true story of Christmas. You know that God gave us Jesus and that's how we know He loves us. How do we know God loves us? God gave us Jesus! Merry Christmas, everyone!"*

## 4. Party Horns!

**What You Need:** A party horn for each child and a marker.



**What You Do:** Give each child a party horn with his or her name on it. Tell the kids that you are going to march around the room while saying the Bible verse together. At the end of the verse, stop marching and let the children blow their horns until you say, "Again!" Continue doing this as long as the children are interested.

### What You Say:

*At the start of the activity: "Whose birthday are we celebrating today? Jesus! Yes! Today is Jesus' birthday. Today is also Christmas Day. Christmas is when we celebrate the wonderful, true story that God gave us Jesus!"*

*During the activity: "'God had given a son to us,' Isaiah 9:6."*

*At the end of the activity: "God loves you and me so much that He gave us His Son, Jesus. How do we know God loves us? God gave us Jesus!"*





MAKE IT FUN



MAKE IT TRUE



MAKE IT STICK



MAKE IT REAL



# Make it Stick

## 5. Christmas Star

**What You Need:** "Star" (from the Activity Page on the Web site), white cardstock, scissors, a hole punch, glitter glue pens, tissue paper in a variety of colors, glue sticks, and pipe cleaners.

**What You Do:**



*Before the activity:* Copy "Star" onto white cardstock so there's one star for each child. You may want a few extras, just in case. You can choose to precut the stars or leave them for the children to cut out.

*During the activity:* Each child will make a star ornament. Once the paper stars are cut out, show the children how to spread glue all over their star and then cover it with different colors of tissue paper pieces. Allow them to add dots of glitter glue. Make a hole punch in the top, middle of the star. Give each child a pipe cleaner to thread through the hole so the ornaments can be hung when the kids get home.

**What You Say:**

*During the activity:* "Raise your hand if you remember what God made to help the wise men find Jesus. I'll give you a hint. The wise men followed it all the way to Jesus' house. (Allow children to respond.) Yes! God made a special star for the wise men to follow. Today we are going to make a special to star to hang on our Christmas trees."

*At the end of the activity:* "God gave Jesus to everyone. God gave Jesus to the wise men. God gave Jesus to Mary and Joseph. God gave Jesus to you and me. God gave Jesus to us because He loves us. [How do we know God loves us?](#) **God gave us Jesus.** Every time you look at the star you made, I want you to remember that **God gave us Jesus.**"



# DECEMBER Week 04



MAKE IT FUN



MAKE IT TRUE



MAKE IT STICK



MAKE IT REAL

**Key Question:**  
How do we know God loves us?


**Bottom Line:**  
God gave us Jesus.

**Memory Verse:**  
"God has given a son to us."  
Isaiah 9:6, NCV

**Bible Story Focus:**  
The wise men come to see God's  
Son.  
The Wise Men •  
Matthew 2:1-2,9-11

Make It Real is designed to help preschoolers understand how the Bottom Line applies to them. They'll discuss real-life experiences and share prayer requests.

Divide kids into small groups of about five to eight children with each leader. Ideally, assign the same small group leader to the same group of preschoolers for the entire year.



## Make it Real

### Small Group Time

**What You Need:** Paperclip "Memory Verse Card" (from the week one Activity Pages on the Web site) in your Bible at Isaiah 9:6. Provide a journal and a fun-shaped pen for each small group.

**SMALL GROUP LEADER (SGL):** "Today has been so wonderful! I am so happy that you were able to come today and celebrate the true Christmas story. Christmas is all about how [Bottom Line] God gave us Jesus. That's right! Christmas is Jesus' birthday! Let's say our Bible verse one more time together. Then if anyone wants to say it by him or herself, they can."

**CHILDREN and SGL:** "'God (point arms straight up) has given (cup both hands in front of you like you are giving something) a son (rock your arms like you're holding a baby) to us' (point your thumbs to your chest), Isaiah 9:6 (open your hands like a book).'" (Repeat several times.)

**SGL:** "We like to give people presents on their birthday, right? Of course we do! What's a birthday without a present? But what kind of present do you give Jesus? Well, I just happen to know what Jesus wants. Jesus loves it when we love people. When we love people, it is like giving a present to Jesus. Let's make a list of ways we can love people. This will be our birthday present to Jesus."

*(Make a list in your journal of ways we can show love to people. Some examples are sharing, hugging, helping, etc.)*

**SGL:** "Now when you go home today and do these things, you will be giving a birthday present to Jesus. Let's pray and ask God to help us do that."

### Prayer

**SGL:** "Dear God, we want to give Jesus a birthday present. Our present is to love people. Will you help (name of child) to (one way to show love)? Will you please help (name of child) to (one way to show love)? (Pray this for each child.) We love You, God. Amen."



MAKE IT FUN



MAKE IT TRUE



MAKE IT STICK



MAKE IT REAL

# Dismiss

Set any take-home creations where you or parents can get them easily. Greet parents at the door and tell them that this month preschoolers are learning that **God gave us Jesus**. Encourage parents to repeat the bottom line at home and help their child understand that **God gave us Jesus**.

Have this month's Small Talk available for parents to pick up or send it in a monthly email. Encourage parents to use the activities found in Small Talk to reinforce this month's Bottom Line: **God gave us Jesus**.

