

JANUARY WEEK 05

3–5 year olds



first look

Curriculum for Preschoolers

January 29, 2012



We want preschoolers to take a first look at who God is and understand...

GOD MADE ME

GOD LOVES ME

JESUS WANTS TO BE MY FRIEND FOREVER

Editor in Chief: Kathy Hill
Copy Editor: Wendi Zebell
Curriculum Writer: Abbey Carr, Donna High
Illustrators: Jodi Blackwell
Graphic Designer: Elloa Davis
FL Creative Team: Sue Miller, Lois Pallansch, Kathy Hill, Kendra Fleming, Autumn Ward, Ashley Hiers, Donna High
Chief Executive Officer: Reggie Joiner
Chief Operating Officer: Reggie Goodin
Executive Director: Sue Miller
Technical and Web Support: Hadley Brandt
Partner Support: Deb Springer

Scripture quotations marked NIV are taken from the Holy Bible, New International Version®. Copyright © 1973, 1978, 1984 by International Bible Society. Used by permission of Zondervan. All rights reserved.

These resources are intended to be downloaded and printed for use by the subscribing entity only and may not be electronically transferred to or duplicated by other non-subscribing entities. Any unauthorized reproduction of this material or incorporation into a new work is a direct violation of US copyright laws. © 2011 First Look. All rights reserved.

"STATEMENT OF FAITH" USER AGREEMENT

The reThink Group, Inc. gladly grants permission to churches, schools, and other licensees to tailor First Look™ materials to fit their unique leadership requirements, locale and format preferences, and physical environment needs. However, if you wish to edit the content substantively, including Bible stories, learning activities, scripts, and any other content in which biblical principles and concepts are presented, you are obligated to do so within the doctrinal guidelines we've expressed in our Statement of Faith.



BASIC TRUTH



Jesus wants to be my friend forever

KEY QUESTION:
Who can do anything?

BOTTOM LINE:
Jesus can do anything.

MEMORY VERSE:
“With God, all things are possible.”
Matthew 19:26, NIV

BIBLE STORY FOCUS:
Jesus has power over everything.
Calming the Storm •
Matthew 8:23-27

Here’s an overview of what you’ll be teaching in 3s–5s this week.

Make It Fun

(Choose one or all of these activities)

- Stormy Straws
- Lightning Game
- The Whole World

Make It True

- Worship
- Introductory Sketch
- Bible Story


Make It Stick

(Choose as many of these activities as you like)

- Streamer Storm
- Storm Bottles
- On the Lake
- Chalk Pictures
- Storm Cookies

Make It Real

- Small Group Time
- Prayer
- Dismiss–Parent Cue



If you are choosing to lead “Storm Bottles,” “Chalk Pictures,” or “Storm Cookies” during Make It Stick, post the “Allergy Alert Poster” (from the Activity Pages on the Web site). Be sure to list the foods you will be serving today. As parents bring their children to your room, call their attention to the sign.



Key Question:
Who can do anything?

Bottom Line:
Jesus can do anything.

Memory Verse:
"With God, all things are possible."
Matthew 19:26, NIV

Bible Story Focus:
Jesus has power over everything.
Calming the Storm •
Matthew 8:23-27

Prepare to offer one or more of the following activities as your 3-, 4-, or 5-year-olds arrive. Let one or two teachers lead activities in different areas of the room while another teacher greets parents and kids at the door.

Make it Fun

1. Stormy Straws

What You Need: Several small tubs, water, toy boats, straws, and towels.

What You Do: Set the tubs on the towels on the floor or table. Fill each tub half full with water. Place toy boats in the water. Give each child a straw and encourage him or her to blow through the straw into the water. Have every child bow into the water at the same time to create a "rough seas" effect. (Note: Do not leave children unattended around water.)

What You Say: "Wow! Look at the boats bounce and slosh all over the water when you make waves with your straws! Can you imagine being on one of those boats riding on those waves? It might be pretty scary! Today our story from the Bible is about Jesus' disciples being on a boat just like that. Let's get ready to hear our story so we can find out what happened."

2. Lightning Game

What You Need: A black sheet, several flashlights, and several chairs.

What You Do: Turn off the lights in the room. (Note: Make sure you are sensitive to children who have a fear of the dark. You can keep them with you or use a night-light.)

Drape the sheet over the chairs to create a fort-like space under the sheet. Give the children the flashlights and let them go under the sheet. Instruct them to turn their flashlights on and off at your cue to simulate lightning. Make sure each child gets a turn.

What You Say: "It looks like we are going to have a storm right here in our classroom. You are fantastic lightning makers! Today's Bible story is about a storm with lightning, thunder, and lots of wind! And guess where the storm is? (Pause.) It is on a lake! I bet that means there were lots of waves too! I cannot wait to find out! Are you ready to hear a TRUE story from the Bible?"

3. The Whole World

What You Need: No supplies are needed.

What You Do: Have children stand in a circle and sing the following song.

He's got the whole world in His hands.
He's got the whole world in His hands.
He's got the whole world in His hands.
He's got the whole world in His hands.

(Second time through) "He's got the little, bitty babies in His hands. (Make a cradling motion with your arms.)

"He's got the little, bitty babies in His hands. (Make a cradling motion with your arms.)

"He's got the little, bitty babies in His hands. (Make a cradling motion with your



JANUARY
Week 05



MAKE IT FUN



MAKE IT TRUE



MAKE IT STICK



MAKE IT REAL

Make it Fun

arms.)

He's got the whole world in His hands.

(Third time through) "He's got the mommies and the daddies in His hands. (Hug your hands to your chest as you sing this verse.)

"He's got the mommies and the daddies in His hands. (Hug your hands to your chest as you sing this verse.)

"He's got the mommies and the daddies in His hands. (Hug your hands to your chest as you sing this verse.)

He's got the whole world in His hands."

(Repeat the original verse.)

What You Say:

At the start of the activity: "I want to share a song with you that I learned when I was little! I love this song because it reminds me that God is always with me."

At the end of the activity: "I love that song! It reminds me that Jesus is in control of EVERYTHING! In today's Bible story, we are going to learn that Jesus can do AMAZING things and always has us in His hands. I am so excited to hear today's story!" (Jump up and down in excitement.)



JANUARY Week 05



MAKE IT FUN



MAKE IT TRUE



MAKE IT STICK



MAKE IT REAL

Key Question:
Who can do anything?

Bottom Line:
Jesus can do anything.

Memory Verse:
"With God, all things are possible."
Matthew 19:26, NIV

Bible Story Focus:
Jesus has power over everything.
Calming the Storm •
Matthew 8:23-27

After children have participated in Make It Fun, gather them for a large group time that includes interactive worship, introductory sketch, and Bible story.

A Worship Leader and live instruments are recommended to sing along with the music tracks. Encourage children to be active during worship by incorporating the appropriate hand motions.



Choose an adult or teenager who relates well to preschoolers to tell the Introductory Sketch. If possible, use the same person for an entire month as the Host role stays the same each month.

Choose an engaging adult to tell the Bible story. This person should be able to command the attention of preschoolers and control the group through animated storytelling. These scripts are written to be "told" and not "read." Advanced preparation is necessary.



For additional worship resources to equip your worship leaders and worship team, visit www.amberskyrecords.com.



Make it True

Worship

What You Need: Paperclip "Memory Verse Card" (from the Activity Pages on the Web site) in your Bible at Matthew 19:26. You will also need a CD player and this month's worship song, Jesus Can Do Anything, which you will need to download from the Web site. You will also need "Oh, Yeah, He Can," available at www.amberskyrecords.com or on the CD, *I Count on You*.

WORSHIP LEADER: "Greetings, everybody! It's great to see you again! Are you ready to sing, dance, and praise God together? **Who can do anything? Jesus can do anything!**"

Lead children in singing "Jesus Can Do Anything," this month's worship song.

WORSHIP LEADER: "That was wonderful! I bet you all know our Bible verse by now! Why don't we all say it together?"

CHILDREN and WORSHIP LEADER: "'With God (extend your arms overhead and point both index fingers straight up in the air) all things (extend both arms out to make a "T" with palms upward) are possible' (bring elbows in close to your body and make fists with your hands), Matthew 19:26." (Open your hands like a book.)

WORSHIP LEADER: "That was great! Now let's try to say it just a little bit LOUDER this time!"

CHILDREN and WORSHIP LEADER: "'With God (extend your arms overhead and point both index fingers straight up in the air) all things (extend both arms out to make a "T" with palms upward) are possible' (bring elbows in close to your body and make fists with your hands), Matthew 19:26." (Open your hands like a book.)

WORSHIP LEADER: "That was great! That verse tells us that **Who can do anything?**"

CHILDREN and WORSHIP LEADER: "**Jesus can do anything.**"

WORSHIP LEADER: "I am so proud of all of you! I LOVE that you know the words to the Bible verse, and those great motions! Most of all, I LOVE knowing that Jesus is the best friend we could ever have! **Jesus wants to be my friend forever!** That's right! **Jesus wants to be my friend forever**, and Jesus wants to be your friend forever. Can you say that with me?"

CHILDREN and WORSHIP LEADER: "**Jesus wants to be my friend forever.**"

WORSHIP LEADER: "Yes, He does! He's the best friend we could ever have! **Jesus can do anything. Who can do anything?**"

CHILDREN and WORSHIP LEADER: "**Jesus can do anything.**"



Make it True

First Look offers weekly introductory sketches and Bible stories on the DVD titled "Wonder! Look at God's Story." This DVD is available for purchase at the reThink store on our Web site.

WORSHIP LEADER: "Isn't that great news? Is anything too hard for Jesus? No way! **Jesus can do anything!**"

Lead children in singing "Oh, Yeah, He Can."

WORSHIP LEADER: "Oh, we've had so much fun together! I've enjoyed being with you today and praising God together! Now it's time for us to learn another FANTASTIC story about Jesus!"

Introductory Sketch

What You Need for the Month: This month's Introductory Sketch involves Cowboy (or Cowgirl) Casey and his (or her) horse, Happy, who are out on the trail. Each week, you will need a cowboy hat, a bandana, boots, and a stick horse. (*Tip: You can find a stick horse that neighs, such as Mary Meyer's Easy Ride 'ums at Amazon.com@.*) You'll also need blue fabric or a blue sheet draped on the stage to represent a lake and anything else that would make the area look like a campsite. Some ideas include a sleeping bag, a tent, a lantern, and a fake campfire. (*Tip: To make a fake campfire, stack empty paper towel rolls and then adorn with red, orange, and yellow tissue paper.*) You will also need "Happy Trails" and the theme song from "Bonanza," both available from iTunes®.

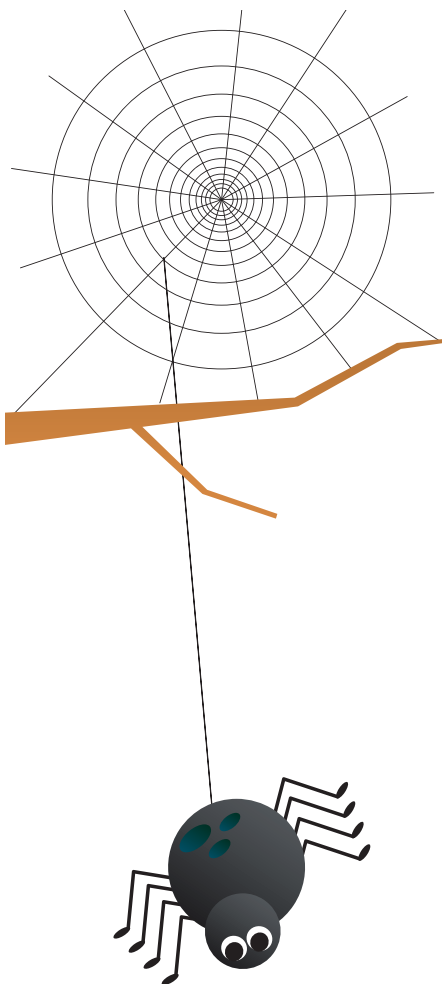
What You Need: Sound effects of a rain storm (*available for free download at www.soundbible.com*), a shower cap, and a child's raincoat with a hood.

What You Do: Play the storm sound effects on a continuous loop, Cowboy Casey should be wearing the shower cap over his cowboy hat. Put the hood of the child's raincoat over Happy's head.

HOST/COWBOY CASEY: (*Gallop in on Happy, the stick horse, to the theme music from "Bonanza." Storm sounds should be playing in the background.*) "Howdy, y'all (*tipping your cowboy hat*), and a rainy yee-haw! (*Wave an invisible lasso over your head.*) (*Children respond by saying, 'Howdy, Partner!'*) Don't forget to say howdy to Happy, too! (*Children respond by saying, 'Howdy, Happy!'*) Well, yee-haw! Happy is super happy to see you, too! He's jus a little skittish today.

You see, cowpokes, Happy and me are big chickens when it comes to storms! Have you ever been caught in a storm before? (*Pause.*) The thunder is so LOUD. (*Pound your fist in your had like a hammer.*) BOOM! BOOM! BOOM! (*Lean in as if listening to the horse.*) What's that, Happy? Happy says the lightning is SO bright in the sky, too. FLASH! FLASH! FLASH!

"We can't wait for this storm to be over! There, there, Happy. It will be okay. (*Pat Happy's head.*) Happy is having a really hard time! Out of everything in the world, He is most afraid of storms, eating broccoli, and waking up too early.



JANUARY
Week 05



MAKE IT FUN



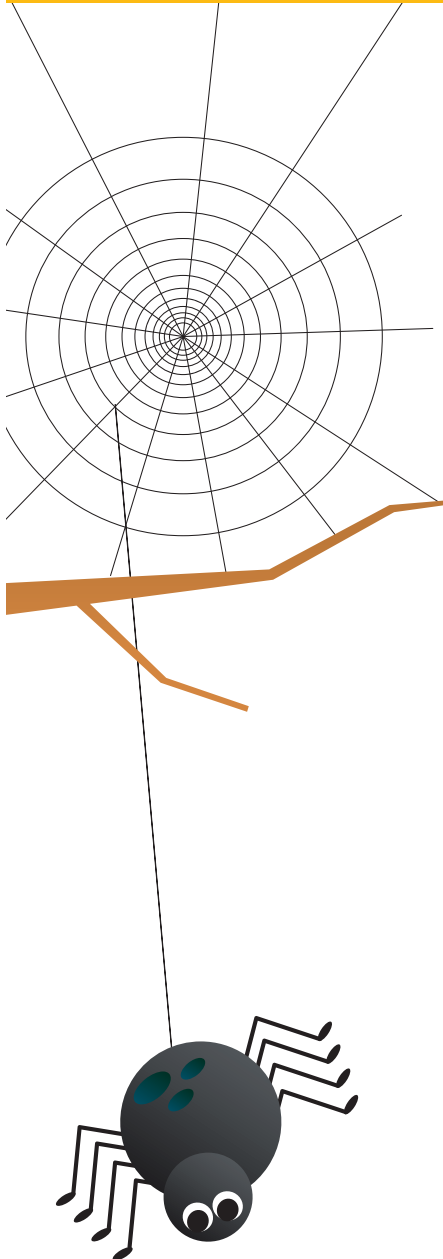
MAKE IT TRUE



MAKE IT STICK



MAKE IT REAL



Make it True

(Lean in as if listening to the horse.) "I can't hear you over this storm here, Happy. What did you say? Happy was just telling me that he wishes there was something he could do to make the BOOM! BOOM! BOOM! and the FLASH! FLASH! FLASH! stop.

"Golly, cowpokes. I wonder if there is anything Happy can do to make this storm stop? (Pause.) You know, I've seen Happy do some pretty amazing things before. I once saw him eat 20 carrots in five minutes. He's definitely one talented horse, but I don't think even Happy can do anything to change this here weather.

"Wouldn't it be something if there was someone who could stop a storm? I mean, that person would have to be the most powerful, most incredible person that ever lived. Can you imagine?"

(Cowboy Casey rides off the stage on Happy, the stick horse, as "Happy Trails" plays.)

Bible Story

What You Need: A Bible, a blue sheet, a raft, and two youth or adult volunteers.

What You Do: Place the sheet behind where the raft is so when the volunteers make the "waves," they will be behind the boat.

STORYTELLER: (Holding the Bible) "Hello, friends! I am so excited to be with you again today! I have another great story to share with you about Jesus! It's all right here in the Bible!

"I'm going to need all of your help with the story today. Can you help me? (Pause.) Great! This is going to be so much fun! We are going to be making our very own storm noises.

"I would like this side of the room (*motioning to one side of the room*) to be my thunder. So, when I point to you, I want you to slap your leg and say, 'Boom! Boom! Boom!' Let's practice. Are you ready? (*Point to them.*) 'Boom! Boom! Boom!' (*Practice a couple times, making sure the kids also slap their legs.*) Great job, everyone!

"Okay, I want this side to be my lightning. When I point to you, I would like you to hold your hands up, move your fingers out and in (*a flickering jazz hand*), and say, 'Flash! Flash! Flash!' Let's try it. (*Point to them.*) 'Flash! Flash! Flash!' (*Practice a couple times, making sure the kids also move their fingers.*) This is so great! It sounds like a real storm in here!

"Now, I'm also going to need two friends to come up and help me! (*Volunteers come onstage and grab each side of the blue sheet.*) You are going to be our big waves! When I point to you, you are going to shake this sheet back and forth and say, 'Splash! Splash! Splash!' (*Practice a couple times with them.*)

"Let's go over this one more time. Storm makers! (*Point to the thunder side.*) Boom!

JANUARY
Week 05



MAKE IT FUN



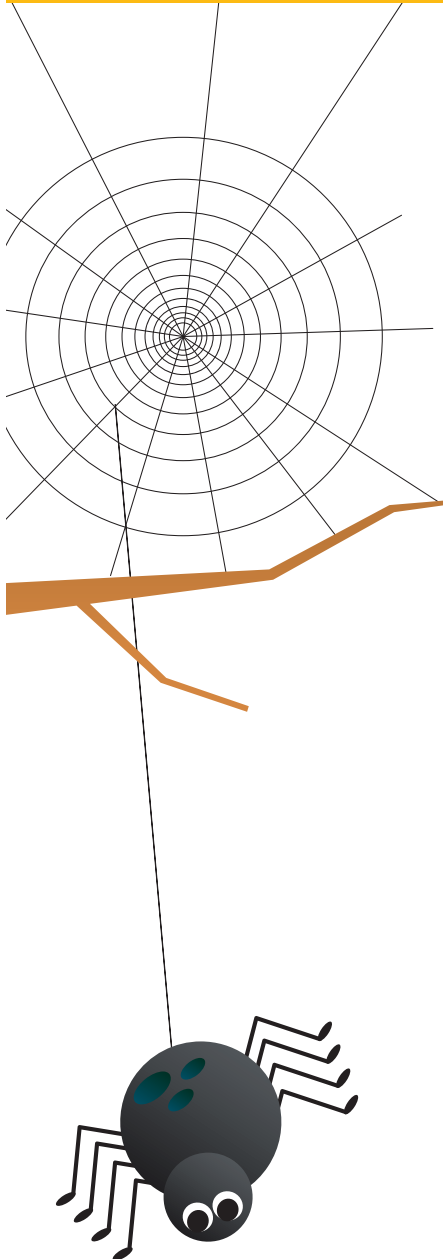
MAKE IT TRUE



MAKE IT STICK



MAKE IT REAL



Make it True

Boom! Boom! *(Point to the lightning side.)* Flash! Flash! Flash! *(Point to the wave makers.)* Splash! Splash! Splash!

"Wow! I think we're all ready to begin our story! Remember, when I point to your side, you have to do your part!

"The Bible tells us that Jesus and His friends, the disciples, were out on a boat. *(Get in the raft.)* All of a sudden, a HUGE storm came up on the lake. *(Point to each side of the room for the storm sounds.)* Boom! Boom! Boom! Flash! Flash! Flash! It sounded a lot like that!

"Do you know what began to happen? *(Point to your volunteers to start moving the sheet up and down.)* Splash! Splash! Splash! That is exactly what happened. *(Point to volunteers again.)* Splash! Splash! Splash! The waves started getting bigger and bigger and BIGGER! The storm started getting louder and louder and LOUDER! *(Point to kids on each side of the room to make their storm noises.)* Boom! Boom! Boom! Flash! Flash! Flash! The boat started ROCKING! *(Grab both sides of the raft and shake it back and forth.)*

"How do you think Jesus' friends felt? *(Pause.)* I bet they were super scared! I mean really, really, really scared. I bet they had never been so afraid in their whole, entire lives!

"Do you know what Jesus was doing during this crazy, loud, scary storm? *(Pause.)* He was sleeping. *(Fold your hands together, close your eyes, and lean your head on your hands as if you are asleep. Make snoring noises.)* Can you believe Jesus was asleep in the bottom of the boat? He wasn't scared or worried at all about this humongous storm!

"Jesus' friends were so very afraid that they decided they just had to go wake up Jesus. They said, 'Wake up, Jesus! There is a big, huge storm out, and we are so very scared!' Do you know what Jesus did? *(Pause.)* Jesus told the storm to stop. *(Pause.)* Yep. He told the storm to stop. *(Pause.)* And it DID!

"He told the wind and the rain and the thunder—*(point to the kids who make the thunder sounds)* Boom! Boom! Boom!—and the lightning—*(point to the kids who make the lightning sounds)* Flash! Flash! Flash!—and the big, huge waves *(point to the volunteers with the sheet)* Splash! Splash! Splash!—to all just STOP. And they DID. The storm was OVER.

"Jesus stopped the storm just by telling it to stop. That's how powerful Jesus is! He can control the weather. He can tell a storm to stop, and it stops. **Jesus can do anything!** **Who can do anything?"**

CHILDREN and STORYTELLER: "Jesus can do anything."

JANUARY
Week 05



MAKE IT FUN



MAKE IT TRUE



MAKE IT STICK



MAKE IT REAL

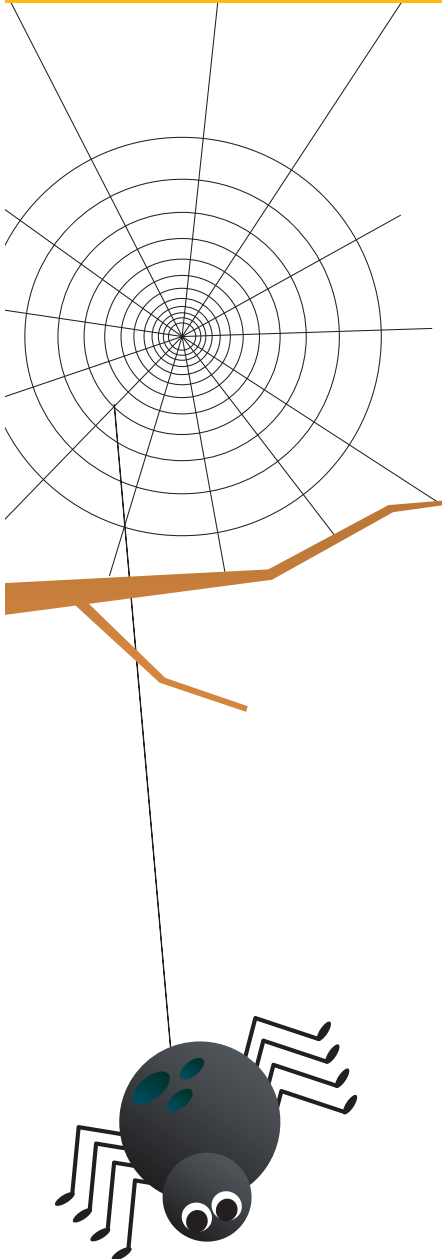
Make it True

STORYTELLER: "Nothing is too hard for Jesus. He is so powerful, and He uses His great power to help us everyday. **Jesus can do anything! Who can do anything?"**

CHILDREN and STORYTELLER: "**Jesus can do anything.**"

STORYTELLER: "Yes, He can! Let's pray and talk to God. Let's thank Him for His amazing Son, Jesus."

"Dear God, thank You for Your Son, Jesus. Thank You that we can learn all about Him in the Bible. Thank You for the amazing story we learned today about how Jesus stopped the storm just by telling it to stop. This is one of so many examples of Jesus' great power. We know that no one can do what Jesus can do. **Jesus can do anything.** Nothing is too hard for Him! Amen."



JANUARY Week 05



MAKE IT FUN



MAKE IT TRUE



MAKE IT STICK



MAKE IT REAL

Key Question:
Who can do anything?

Bottom Line:
Jesus can do anything.

Memory Verse:
"With God, all things are possible."
Matthew 19:26, NIV

Bible Story Focus:
Jesus has power over everything.
Calming the Storm •
Matthew 8:23-27

These activities are designed to help preschoolers understand and remember today's Bible story and Bottom Line. Offer as many of the following activities as your time, facilities, resources and leadership allow. You may want to lead one activity at a time. Or, offer two activities at once and allow half the kids to participate in each. Then switch groups and repeat the activities.

Make it Stick

1. Streamer Storm

What You Need: Two different shades of blue streamers, 1-foot long wooden dowels, and transparent tape. (*Tip: Straws, pipe cleaners, or unsharpened pencils can be used in place of the wooden dowels.*)

What You Do: Give each child three one-foot sections of each shade of blue streamer. Encourage them to gently fold and crinkle the streamers to create ripples, or waves, in them. Help tape the streamers to the top of the wooden dowel. Make sure the streamers are secure.

What You Say: "Let's pretend that the streamers we just made are the waves in the lake we heard about today. Everyone stand up and hold your streamers up high. Keep them high, but make sure they are (*in a hushed voice*) very, very still. Now move them very gently, just like a calm breeze is blowing over the water. Great job! Now (with excitement) move them very fast! This looks like a huge storm is blowing over your water! Keep making the big waves! Faster! Faster! Now STOP! Phew, that sure was a big storm! I bet that is what the water looked like to the disciples in our story today. I am sure they were so thankful that Jesus stopped the storm. Could you stop a storm? (*Pause.*) No, only Jesus can! **Who can do anything? Jesus can do anything.**"

2. Storm Bottles

Be sure to list the foods you will be using today on the "Allergy Alert Poster" (from the Activity Pages on the Web site) and post it at the door to your room.

What You Need: An empty, clear water bottle with the label removed for each child, vegetable oil, blue food coloring, a funnel, a small cup, and packing tape.

What You Do: Give each child a bottle and help him or her place the funnel into the mouth of the bottle. Pour vegetable oil in the cup, which is easier for little hands to grasp, and help the child pour the oil into the funnel. Fill the bottle $\frac{3}{4}$ of the way full. Add several drops of food coloring to the oil to give it a blue color. Replace the cap and secure it with packing tape. Encourage the child to turn the bottle upside down and shake it gently to see the "storm" inside. (*Option: You can make a couple for the children to play with in class rather than one per child.*)

What You Say: "Everyone did such a wonderful job creating their very own storms! Now everyone can look at their bottles and remember how the waves and the storm must have been like for Jesus and the disciples. Jesus loved the disciples so much that He protected them. He loves us very much, too! Do you think He protects us? (*Pause.*) Yes, He does! **Jesus can do anything. Who can do anything? Jesus can do anything.**"

3. On the Lake

What You Need: A blue sheet and a plush toy boat. (*Option: Use a small ball instead of a plush boat.*)



MAKE IT FUN



MAKE IT TRUE



MAKE IT STICK



MAKE IT REAL



Make it Stick

What You Do: Have the children stand around the sheet and grasp the edges, lifting it off the ground. Place the boat in the middle of the sheet and have the children bounce the boat around according to your commands.

What You Say: "To play this game, we have to use our ears. Can you point to your ears? *(Children do so.)* Great job. Now use your ears to listen what I say to do.

"Pick up the sheet with both of your hands. Good! Now I'll place this toy boat on our sheet. Gently move your arms up and down. See our boat moving on the sheet? Now let's move our arms a little faster, but not too fast. Now the boat is moving fast! Great job! Do you think we can make it go even faster? *(Pause.)* Okay, let's try. Move your arms up and down super fast! Wow! Look at the boat go!

"Now gently lay the sheet down and give yourselves a big pat on the back for being such good listeners. *(Pat yourself on the back.)* Seeing that boat go so fast reminds me of the boat the disciples were in. They must have been so scared! It is amazing that Jesus controlled the weather and made the storm stop! Jesus can truly do ANYTHING! **Who can do anything? Jesus can do anything.**"

4. Chalk Pictures

Be sure to list the foods you will be using today on the "Allergy Alert Poster" (from the Activity Pages on the Web site) and post it at the door to your room.

What You Need: Black construction paper, white (or yellow) and blue chalk, "Boat" and "Memory Verse" (both from the Activity Pages on the Web site), cardstock, wet wipes, glue, and scissors.



What You Do:

Before the activity: Copy both Activity Pages onto cardstock. Cut out the boat figures and the memory verse strips. There should be one of each for each child.

During the activity: Give each child a piece of black construction paper and a memory verse strip. Instruct them to glue the verse to the top of their paper. Give them the blue chalk. Have them color water on the bottom of the paper. Give them a boat cutout and help them glue the boat in the middle of the water. Give them the white chalk and encourage them to draw lightning strikes in the sky.

What You Say: "These pictures sure do look like a scary storm. You all did so great! I bet the disciples in our story today were very happy that Jesus stopped the scary storm that was rocking their boat. It makes me feel so good that Jesus is always there to protect us.

"Do you see the words on your storm picture? That is our memory verse for the month. Do you remember what it is? *(Pause.)* Let's say it together. 'With God, all things are possible,' Matthew 19:26. Great job. Let's say it one more time. 'With God, all things are possible,' Matthew 19: 26. Fantastic! You can take your picture home, tell your family about our story today, and teach them our memory verse! Be sure to tell them that **Jesus can do anything. Who can do anything? Jesus can do anything.**"





Make it Stick



5. Storm Cookies

Be sure to list the foods you will be using today on the "Allergy Alert Poster" (from the Activity Pages on the Web site) and post it at the door to your room.

What You Need: Pre-made sugar cookies, blue icing, fish-shaped gummy candies, a plastic spoon, napkins, and paper plates.

What You Do: Give each child a cookie on a plate. Give them a spoon and a tablespoon of icing. Encourage them to spread the icing on the cookie. Then help the child place the bottom of the spoon into the icing on the cookie and make an upward motion. This will create peaks or waves. Do this several times to give the cookie a "stormy" look. Give the child some of fish-shaped gummy candies to put on their cookie.

What You Say: "You guys made your cookies look just like there is a storm on them. It sure does look like a yummy storm. Great job! Do you remember who stopped the storm in our story today? (Pause.) That's right! Jesus stopped the storm! **Jesus can do anything. Who can do anything? Jesus can do anything.**"



JANUARY Week 05



MAKE IT FUN



MAKE IT TRUE



MAKE IT STICK



MAKE IT REAL

Key Question:
Who can do anything?

Bottom Line:
Jesus can do anything.

Memory Verse:
"With God, all things are possible."
Matthew 19:26, NIV

Bible Story Focus:
Jesus has power over everything.
Calming the Storm •
Matthew 8:23-27

Make It Real is designed to help preschoolers understand how the Bottom Line applies to them. They'll discuss real-life experiences and share prayer requests.

Divide kids into small groups of about five to eight children with each leader. Ideally, assign the same small group leader to the same group of preschoolers for the entire year.

Make it Real

Small Group Time

What You Need: Paperclip "Memory Verse Card" (from the week one Activity Pages on the Web site) in your Bible at Matthew 19:26. Provide a journal and a fun-shaped pen for each small group.


SMALL GROUP LEADER (SGL): "I want us to think about all the things that happen in a storm. What are some of the things you can think of? (*List anything they say. It could be thunder, lightning, wind, hail, rain, etc.*) Are storms sometimes scary? (*Pause.*) Yes, they can be VERY scary.

"We need to remember that Jesus is so strong and powerful that He stopped the big, humongous storm in our Bible story today. Jesus is more powerful than anything that scares us. **Jesus can do anything.** **Who can do anything? Jesus can do anything.**

"We can always talk to Jesus about things that are scary. We can ask Him for help any time and any place. **Jesus can do anything.** Would any of you like to pray out loud today?" (*Allow volunteers to pray aloud. Then close the prayer time with the following prayer.*)

Prayer

SGL: "Dear Jesus, thank You for being our friend forever. Thank You that we can talk to You anytime we are afraid or need help. We know that You are always there for us. Help us to remember that You have power over everything, even the weather. We love You, Jesus. Amen."





MAKE IT FUN



MAKE IT TRUE



MAKE IT STICK



MAKE IT REAL

Dismiss

Set any take-home creations where you or parents can get them easily. Greet parents at the door and tell them that this month preschoolers are learning that **Jesus can do anything**. Encourage parents to repeat the bottom line at home and help their child understand that **Jesus can do anything**.

Have this month's Parent Cue available for parents to pick up or send it in a monthly email. Encourage parents to use the activities found in Parent Cue to reinforce this month's Bottom Line: **Jesus can do anything**.

