

DECEMBER WEEK 04

2 year olds



first look

Curriculum for Preschoolers

December 25, 2011



We want preschoolers to take a first look at who God is and understand...

GOD MADE ME

GOD LOVES ME

JESUS WANTS TO BE MY FRIEND FOREVER


Editor in Chief: Kathy Hill
Copy Editor: Wendi Zebell
Curriculum Writers: Autumn Ward, Ashley Hiers
Illustrator: Jodi Blackwell
Graphic Designer: Elloa Davis
FL Creative Team: Sue Miller, Lois Pallansch, Kathy Hill, Kendra Fleming, Autumn Ward, Ashley Hiers, Donna High
Chief Executive Officer: Reggie Joiner
Chief Operating Officer: Reggie Goodin
Executive Director: Sue Miller
Technical and Web Support: Hadley Brandt
Partner Support: Deb Springer

Scripture quotations marked NCV are quoted from the Holy Bible, New Century Version, Copyright © 1987, 1988, 1991 by Word Publishing, Dallas, Texas 75234. Used by permission. All rights reserved.

These resources are intended to be downloaded and printed for use by the subscribing entity only and may not be electronically transferred to or duplicated by other non-subscribing entities. Any unauthorized reproduction of this material or incorporation into a new work is a direct violation of US copyright laws. © 2011 First Look. All rights reserved.

"STATEMENT OF FAITH" USER AGREEMENT

The reThink Group, Inc. gladly grants permission to churches, schools, and other licensees to tailor First Look™ materials to fit their unique leadership requirements, locale and format preferences, and physical environment needs. However, if you wish to edit the content substantively, including Bible stories, learning activities, scripts, and any other content in which biblical principles and concepts are presented, you are obligated to do so within the doctrinal guidelines we've expressed in our Statement of Faith.



BASIC TRUTH



Jesus wants to be my friend forever.

KEY QUESTION:

How do we know God loves us?

BOTTOM LINE:

God gave us Jesus.

MEMORY VERSE:

"God has given a son to us."
Isaiah 9:6, NCV

BIBLE STORY:

Happy birthday, Jesus.
Wise Men Follow the Star •
Matthew 1-2, 9-11

Here's an overview of what you'll be teaching in 2s this week.

Make It Fun

(Choose one or all of these activities)

- Make a Cake
- Wrap It
- Star Bright

Make It True


- Worship
- Bible Story

Make It Stick

(Choose as many of these activities as you like)

- Birthday Snack
 - Birthday Star
 - Follow the Star
 - Present Hunt
- (Bible story review)

Dismiss



If you are choosing to lead "Birthday Snack" during Make It Stick, post the "Allergy Alert Poster" (from Other Resources on the Web site). Be sure to list the foods you will be using today. As parents bring their children to your room, call their attention to the sign.



Key Question:
How do we know God loves us?

Bottom Line:
God gave us Jesus.

Memory Verse:
"God has given a son to us."
Isaiah 9:6, NCV

Bible Story:
Happy birthday, Jesus.
Wise Men Follow the Star •
Matthew 1-2, 9-11

Prepare to offer one or more of the following activities as your 2-year-olds arrive. Let one or two teachers lead small groups of children in activities throughout the room while another teacher greets parents and kids at the door. At this age not all children will participate, but most will want to be part of the fun.



Make it Fun

1. Make a Cake

What You Need: Play-Doh® and birthday candles.

What You Do: Make birthday cakes with Play-Doh®. Insert candles and sing "Happy Birthday."

What You Say: "Whose birthday is today? (Pause.) That's right! Today is the day we celebrate Jesus' birthday! What do you usually have to celebrate someone's birthday? A cake! Let's make a cake out of Play-Doh®. We even have birthday candles! Look at all the different cakes. They all look wonderful! Let's sing 'Happy Birthday' to Jesus. Then we can pretend to blow out the candles. In our Bible story today, we'll hear more about some men—some very wise men—who went to see Jesus and celebrate Him."

2. Wrap It

What You Need: Gift boxes in different sizes, gift wrapping paper, tape, bows, and scissors.

What You Do: Wrap the boxes, making sure you cut the paper. (Note: Three presents are needed for the Bible story. These can be used, if you choose.)

What You Say: "It's Jesus' birthday! I love birthdays, don't you? Let's wrap these boxes in some of this pretty paper. What a wonderful wrapping job! Today we'll hear about some wise men who went to see Jesus on His birthday. They brought Him three special presents."

3. Star Bright

What You Need: White art paper, cardstock, crayons, tape, and several star cutouts. (Option: Use may use the "Birthday Star" Activity Page, if you like.)

What You Do: Cover the table with paper and secure it with tape. Lay the star cutouts on the table and direct the children to scribble over the edges of the stars. Pick up the cutouts to see the stars shining on the paper. After every child has had the chance to participate, hang the paper on the wall.

What You Say: "Lay these stars on the paper and scribble over the edges, like this (demonstrating). Use as many colors as you'd like. When you are finished, pick up the stars you've colored over and look at what you made! Aren't they pretty? In our Bible story today, we'll hear more about a special star that helped show the way to Jesus' house."

DECEMBER WEEK 04



MAKE IT FUN



MAKE IT TRUE



MAKE IT STICK



DISMISS

Key Question:
How do we know God loves us?

Bottom Line:
God gave us Jesus.

Memory Verse:
"God has given a son to us."
Isaiah 9:6, NCV

Bible Story:
Happy birthday, Jesus.
Wise Men Follow the Star •
Matthew 1-2, 9-11

Make it True

Worship

What You Need: A CD player; this month's worship song, "Look! Look! Everyone," downloaded from the Web site; and the motions for the song.

LEADER: "Merry Christmas! Merry Christmas! I am so excited to celebrate Jesus' birthday with you! Let's sing."

Lead children in singing "Look! Look! Everyone."

LEADER: "Great job! Before we start our story, let's sing 'Happy Birthday' to Jesus. **Jesus wants to be my friend forever.** He wants to be your friend forever, too. Now let's sing. Are you ready?"

Lead children in singing "Happy Birthday."

LEADER: "Wahoo! Happy birthday, Jesus! Let's sit down and get ready for our story."

Bible Story

What You Need: A Bible, a baby doll, three small wrapped gifts, "Star" (from the Activity Pages on the Web site), white cardstock, scissors, tape, a ruler, and silver glitter spray paint.

What You Do:

Before the activity: Copy "Star" onto white cardstock and cut it out. Spray paint the star cutout and ruler with the silver glitter paint. Once the paint has dried, tape the star to the end of the ruler.

During the activity: Invite the children to sit on the floor with you. Greet the children by name as they sit down. You should have the star and gifts behind you with the Bible open in front of you. The baby doll should be somewhere else in the room.

STORYTELLER: (Open the Bible.) "What day is today? (Pause.) That's right! It's Christmas Day! Who's birthday do we celebrate on Christmas? (Pause.) Yes! We celebrate Jesus' birthday! Let's all yell really loudly, 'Happy birthday, Jesus! Happy birthday, Jesus!'"

"I have something very special to show you today. Are you ready? (Pause.) Look! (Pull out the star.) It's a star! It's a shiny, sparkly star. Our Bible story has a very special star in it. I have something else to show you. (Pull out the three gifts.) These are presents. Count them with me. One, two, three! Three presents. Our Bible story has three presents in it too. Stand up and I'll tell you all about it.

(Choose three children to carry the presents while you tell the story. Retell the story so three different children can hold the presents.)

"There were some wise men who wanted to go see Jesus. God made a special star,

After children have participated in Make It Fun, tell the Bible story and then encourage the kids to have fun singing with you.

When sharing the Bible story, guide kids to gather around you on the floor. Some kids (especially the younger ones) may wander. That's OK. They're still listening and learning!

For additional worship resources to equip your worship leaders and worship team, visit www.ambersky-records.com.





Make it True

way up high in the sky, for them to follow. *(Begin walking around the room with the star held high. Encourage the children to follow you.)* The wise men followed and followed and followed the star until it sopped right over Jesus' house. *(Stop where the baby doll is.)*

"When the wise men saw Jesus, they gave Him three presents. They knew Jesus was special. *(Encourage the three children to set the presents down by the baby doll.)*

"We know Jesus is special too. **God gave us Jesus** to be our friend forever. That's right! **Jesus wants to be my friend** and your friend **forever**. That means God loves us this much *(stretch your arms out as wide as possible)!* **How do we know God loves us? God gave us Jesus!**

"Now, who wants to hold the presents this time? *(Keep retelling the story until each child who wants a turn gets to carry a present to Jesus.)*

"Let's pray. God, thank You for Jesus. Thank You for giving us such a wonderful friend. Jesus is the BEST gift ever! We love You, God. Amen."



DECEMBER WEEK 04



MAKE IT FUN



MAKE IT TRUE



MAKE IT STICK



DISMISS

Key Question:
How do we know God loves us?

Bottom Line:
God gave us Jesus.

Memory Verse:
"God has given a son to us."
Isaiah 9:6, NCV

Bible Story:
Happy birthday, Jesus.
Wise Men Follow the Star •
Matthew 1-2, 9-11

Choose two or more of the following activities to help make the Bottom Line stick. Lead the activities with small groups of children. Encourage children to play on their own if they do not wish to take part in an activity.

Make it Stick

1. Birthday Snack

Be sure to list the foods you will be using today on the "Allergy Alert Poster" (from Other Resources on the Web site) and post it at the door to your room.

What You Need: Sugar cookies, white frosting, plastic spoons, star sprinkles, napkins, and wet wipes.

What You Do: Let children decorate and enjoy their birthday snack.

What You Say: "Today is Jesus' birthday! God gave us Jesus! We need to celebrate! Each of you will get a cookie and some frosting to spread. When you've finished spreading the frosting, you can shake some stars on top. Yummy! What a fun way to remember Jesus' birthday and the star the wise men followed to see Him. Whose birthday is it today? It's Jesus' birthday! Happy birthday, Jesus! **God gave us Jesus.** God loves us so much that He gave us Jesus. **How do we know God loves us? God gave us Jesus.**"

2. Birthday Star

What You Need: "Birthday Star" (from the Activity Pages on the Web site), white cardstock, scissors, dot or bingo markers.

What You Do:

Before the activity: Copy "Birthday Star" onto cardstock and cut out the shape. Do this for each child.

During the activity: Encourage children to decorate their birthday stars.

What You Say: "I just love celebrating birthdays, especially Jesus' birthday! Let's make something you can take home to remember that Jesus' birthday is today. What shape is this? (*Point to the star.*) That's right! It's a star! These words say 'Happy birthday, Jesus.' Today we celebrate Jesus' birthday. In our Bible story today, we heard about a very special star. The wise men followed the bright star in the sky all the way to Jesus' house to give Him gifts. Grab a dot marker and decorate your star. What nice stars you made. God gave us Jesus because He loves us so much. **How do we know God loves us? God gave us Jesus.**"

3. Follow the Star

What You Need: The star used in the Bible story.

What You Do:

Encourage children to follow the star. You could let the children take turns leading the group around. Sing "Twinkle, Twinkle Little Star" as you walk around the classroom.

What You Say: "Let's follow the star like the wise men did in our Bible story today. Can you sing with me as we follow the star? Great! 'Twinkle, twinkle little star. How I wonder what you are. Up above the world so high, like a diamond in the sky. Twinkle, twinkle little star. How I wonder what you are.' The wise men wanted to



MAKE IT FUN



MAKE IT TRUE



MAKE IT STICK




DISMISS



Make it Stick

see Jesus and bring Him gifts, so they followed the bright star in the sky all the way to Jesus' house. They wanted to see Jesus because they knew He was special. God put the star in the sky to lead the wise men to Jesus. **God gave us Jesus** because He loves us. **How do we know God loves us? God gave us Jesus.**"




4. Present Hunt

What You Need: The wrapped boxes from Make It Fun.

What You Do: Hide and seek the presents. Retell the Bible story as you search for the presents.

What You Say: "We are going on a hunt. It's a present hunt! There are several presents hidden all around the room, and we need to find them! Can you help me? Great! We need to look high and low. They could be anywhere! Wow! You are great finders! Look at all the presents we found! Let's count them. (*Count out loud with the children.*) Our Bible story has three presents in it. These presents were for someone very special! The presents were given to Jesus by the wise men who followed a special star that was way up high in the sky. When the wise men saw Jesus, they gave Him three presents. They knew Jesus was special. We know Jesus is special too. **God gave us Jesus** to be our friend forever. That means God loves us this much (*spreading your arms out as far as possible!*) **How do we know God loves us? God gave us Jesus!**"



DECEMBER
WEEK 04



MAKE IT FUN



MAKE IT TRUE



MAKE IT STICK



DISMISS

Key Question:
How do we know God loves us?

Bottom Line:
God gave us Jesus.

Memory Verse:
"God has given a son to us."
Isaiah 9:6, NCV

Bible Story:
Happy birthday, Jesus.
Wise Men Follow the Star •
Matthew 1-2, 9-11

Dismiss

Set any take-home creations where you or parents can get them easily. Greet parents at the door and tell them that this month preschoolers are learning that **God gave us Jesus**. Encourage parents to repeat the Bottom Line at home and help their child understand that **God gave us Jesus**.

Have this month's Small Talk available for parents to pick up or send it in a monthly email. Encourage parents to use the activities found in Small Talk to reinforce this month's Bottom Line: **God gave us Jesus**.

