

JANUARY WEEK 05

2 year olds



first look

Curriculum for Preschoolers

January 29, 2012



We want preschoolers to take a first look at who God is and understand...



Editor in Chief: Kathy Hill
Copy Editor: Wendi Zebell
Curriculum Writers: Abbey Carr, Ashley Hiers
Illustrator: Jodi Blackwell
Graphic Designer: Elloa Davis
FL Creative Team: Sue Miller, Lois Pallansch, Kathy Hill, Kendra Fleming, Autumn Ward, Ashley Hiers, Donna High
Chief Executive Officer: Reggie Joiner
Chief Operating Officer: Reggie Goodin
Executive Director: Sue Miller
Technical and Web Support: Hadley Brandt
Partner Support: Deb Springer

Scripture quotations marked NIV are taken from the Holy Bible, New International Version®. Copyright © 1973, 1978, 1984 by International Bible Society. Used by permission of Zondervan. All rights reserved.

These resources are intended to be downloaded and printed for use by the subscribing entity only and may not be electronically transferred to or duplicated by other non-subscribing entities. Any unauthorized reproduction of this material or incorporation into a new work is a direct violation of US copyright laws. © 2012 First Look. All rights reserved.

"STATEMENT OF FAITH" USER AGREEMENT

The reThink Group, Inc. gladly grants permission to churches, schools, and other licensees to tailor First Look™ materials to fit their unique leadership requirements, locale and format preferences, and physical environment needs. However, if you wish to edit the content substantively, including Bible stories, learning activities, scripts, and any other content in which biblical principles and concepts are presented, you are obligated to do so within the doctrinal guidelines we've expressed in our Statement of Faith.



BASIC TRUTH

Jesus wants to be my friend forever

KEY QUESTION:

Who can do anything?

BOTTOM LINE:

Jesus can do anything.

MEMORY VERSE:

“With God, all things are possible.”
Matthew 19:26, NIV

BIBLE STORY:

Jesus has power over everything.
Calming the Storm •
Matthew 8:23-27

Here's an overview of what you'll be teaching in 2s this week.

Make It Fun

(Choose one or all of these activities)

- Rainy-day Dress-up
- Raining, Pouring
- What Do You Hear?

Make It True


- Worship
- Bible Story

Make It Stick

(Choose as many of these activities as you like)

- I Hear
- Parachute Play
- Rainy Painting
- Boat Ride (Bible story review)

Dismiss





Key Question:
Who can do anything?

Bottom Line:
Jesus can do anything.

Memory Verse:
"With God, all things are possible."
Matthew 19:26, NIV

Bible Story:
Jesus has power over everything.
Calming the Storm •
Matthew 8:23-27

Prepare to offer one or more of the following activities as your 2-year-olds arrive. Let one or two teachers lead small groups of children in activities throughout the room while another teacher greets parents and kids at the door. At this age not all children will participate, but most will want to be part of the fun.



Make it Fun

1. Rainy-day Dress-up

What You Need: Dress up clothes with several rain boots in various sizes, raincoats, and rain hats. (Option: You could use a "weather bear," "weather doll," or dress-up paper dolls with rain clothes.)

What You Do: Let children experiment and dress up in the different clothing and rain gear. If dress-up clothes are not available, encourage children to pretend to dress up.

What You Say: "Who wants to dress up in some of these fun clothes? When would you wear these clothes? (Hold up the rain clothes.) When it's raining outside, that's right! Have you ever gone outside and jumped in the puddles or played in the rain? It's so fun! Let's pretend we are jumping in some puddles!"

"There is a great big storm in our Bible story, but I don't think they had fun boots and raincoats like us. We'll hear how Jesus helped calm the great, big storm a little later, but right now let's keep jumping and stomping in the puddles."

2. Raining, Pouring

What You Need: A plastic tub; water; small toy boats; Fisher-Price® Little People®; small, plastic fish toys; watering cans; and towels.

What You Do:

Before the activity: Fill the tub halfway with water and toss in the toy fish. Place the watering cans, toy boats, and Little People® near the tub. (Note: Do not leave children unattended around water.)

During the activity: Children will play with the boats, figures, and fish. Show how the watering cans can make it look like it's raining and how that changes the tub of water. Repeat as many times as desired.

What You Say: "Look here! What do you see? (Pause for answers.) I see some fish, boats, and people. Can you put the people in the boat and then float the boat in the water? The water looks pretty calm, doesn't it? What if we took this watering can and poured it over the water? What do you think would happen then? (Do it.) It looks like it's raining, and the water in the tub is moving the boat. I don't think I'd want to be out in a boat while it was raining and storming, would you? (Pause.) But you know what? Jesus and the disciples were in a boat in the middle of a great, big storm in our Bible story today. Yikes! Do you think they were scared? (Pause.) The disciples were probably pretty scared, but because Jesus can do anything, He probably wasn't. I'm excited to hear more about what happened, aren't you?"

3. What Do You Hear?

What You Need: Aluminum pie plates, containers of dry rice, funnels, and small cups or scoopers.

What You Do: Take turns pouring rice into the funnel and letting the rice hit the pie pan.

JANUARY
Week 05



MAKE IT FUN



MAKE IT TRUE



MAKE IT STICK



DISMISS

Make it Fun

What You Say: "Can you help me do a little experiment? We are going to do a listening experiment. First, I want (*insert a child's name*) to scoop up some rice and pour it into the funnel. Great! Listen to the rice as it falls through the funnel and hits the pie pan. Does it sound like anything familiar? (*Pause as you listen and kids describe.*) It sounds like rain!

"Can we make it rain hard? (*Drop a handful of rice into the pan.*) Wow! That makes a louder sound. It sounds just like a hard rain! Let's make some more rain sounds. (*Try sprinkling just a little rice at a time.*) Now it sounds like it is just raining a little. In our Bible story today, we'll hear how Jesus and the disciples got caught in some really heavy rain while they were out in their boat on the water."



JANUARY
Week 05



MAKE IT FUN



MAKE IT TRUE



MAKE IT STICK



DISMISS

Key Question:
Who can do anything?

Bottom Line:
Jesus can do anything.

Memory Verse:
"With God, all things are possible."
Matthew 19:26, NIV

Bible Story:
Jesus has power over everything.
Calming the Storm •
Matthew 8:23-27

After children have participated in Make It Fun, tell the Bible story and then encourage the kids to have fun singing with you.

When sharing the Bible story, guide kids to gather around you on the floor. Some kids (especially the younger ones) may wander. That's OK. They're still listening and learning!

For additional worship resources to equip your worship leaders and worship team, visit www.ambersky-records.com.



Make it True

Worship

What You Need: A CD player; this month's worship song, "Jesus Can Do Anything," downloaded from the Web site; and the motions for the song.

WORSHIP LEADER: "We are going to hear an incredible story today! It is a story about Jesus and how He stops a scary storm! First, let's sing. Do you want to sing with me? Are you ready?"

Lead children in singing "Jesus Can Do Anything."

WORSHIP LEADER: "Yay! That was so much fun! I love singing, dancing, and praising God! **Jesus wants to be my friend forever.** He wants to be your friend forever, too. Now it's time to listen to an amazing story about Jesus. Listen up."

Bible Story

What You Need: A Bible, a blue sheet or parachute, and a plush toy boat. (Option: Use may use a blue towel and a plastic, toy boat held by the leader only, if you choose.)

What You Do:

Before you start: Have the sheet or parachute folded in your lap with the toy boat nearby.

STORYTELLER: "Good morning, everybody! I can't wait for you to hear our Bible story today! I'm going to need lots of help telling the story. Can you help me? (Kids respond.) Great! Let's all sit in a big circle here on the floor!"

"Well, our story comes from the Bible. (Hold up your Bible.) It's about Jesus and His friends, the disciples. You see, they were all out on a boat together when a big, huge storm came up on the lake! Have you ever been in a big, huge storm before? (Pause.)

"With a storm, there is always lots and lots of RAIN. Let's wiggle our fingers and say 'shh' to show rain. With a storm, there is always THUNDER. Let's all slap our knees and say 'boom, boom, boom' to show THUNDER. (Do that for a while.)

"With a storm, there is always LIGHTNING. Let's all squeeze our fingers in and out and say 'flash, flash, flash' to show LIGHTNING. With a storm, there is always lots and lots of WIND. Let's wave our arms above our heads to show WIND. (Do that for a while.)

"This was a BIG storm, so there was lots of rain. Wiggle your fingers and say 'shh.' There was THUNDER too. Slap your knees and say 'boom, boom, boom.' There was some LIGHTNING. Squeeze your fingers in and out and say 'flash, flash, flash.' It was a SCARY storm.

"The disciples were VERY, VERY SCARED. Here they were, out on a boat in this BIG,

JANUARY
Week 05



MAKE IT FUN



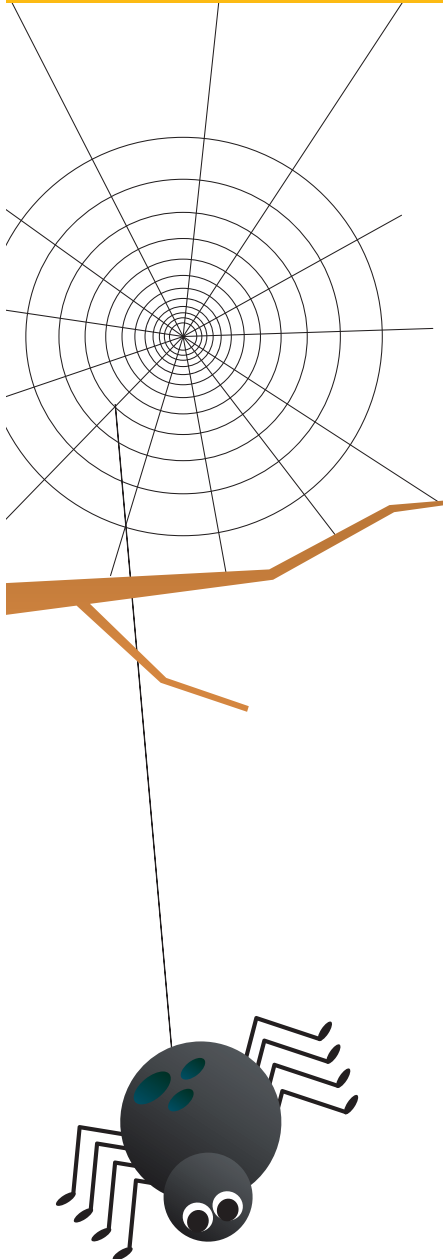
MAKE IT TRUE



MAKE IT STICK



DISMISS



Make it True

HUGE storm. Do you know what the waves started doing? They started getting BIGGER and BIGGER and BIGGER! Let's show the BIG WAVES now. Can you help me? (*Spread out the sheet and make sure every child grabs on.*) Let's shake this so we can show the BIG WAVES in our storm.

"Do you know what Jesus and the disciples' boat started doing? (*Toss the toy boat in the center of the sheet. Keep shaking the sheet.*) The boat was being TOSSED around in the BIG WAVES because of the storm. The disciples were SO SCARED! They woke Jesus up to tell Him how scared they all were!

"Do you know what Jesus did? (*Stop shaking the sheet.*) He made the STORM STOP! All the THUNDER, LIGHTNING, WIND, RAIN, and BIG WAVES all just stopped. EVERYTHING was calm again!

"How did Jesus do that? How did He stop the BIG STORM? Jesus stopped the BIG STORM because Jesus has power over everything. He even has power over the weather! He can tell the thunder, lightning, wind, and rain to stop, and it all will! **Jesus can do anything. Who can do anything? Jesus can do anything. Who can do anything? Jesus can do anything.**

"Jesus did something so incredible in our story today! His friends were afraid of the storm, and He stopped it! **Who can do anything? Jesus (point up) can do anything (hold your arms out). Who can do anything?"**

CHILDREN and **STORYTELLER:** "**Jesus (point up) can do anything (hold your arms out).**"

STORYTELLER: "Let's pray and talk to God. Let's thank Him for His incredible Son, Jesus.

"Dear God, thank You for Your Son, Jesus. He is so amazing! **Jesus wants to be my friend forever**, and Jesus has power over everything! Help us to remember that Jesus can still do anything. There is nothing He can't do. Thank You, God, for the Bible where we can learn all about Jesus. Amen."



MAKE IT FUN



MAKE IT TRUE



MAKE IT STICK



DISMISS

Key Question:
Who can do anything?

Bottom Line:
Jesus can do anything.

Memory Verse:
"With God, all things are possible."
Matthew 19:26, NIV

Bible Story:
Jesus has power over everything.
Calming the Storm •
Matthew 8:23-27

Choose two or more of the following activities to help make the Bottom Line stick. Lead the activities with small groups of children. Encourage children to play on their own if they do not wish to take part in an activity.

Make it Stick

1. I Hear

What You Need: Small, empty water bottles; uncooked rice; dry beans; a hot glue gun; glue sticks; wax paper; and bubble wrap. (Optional: Have a fan out of reach but close enough to feel and hear the air.)

What You Do:

Before the activity: Fill the empty bottles a third to half full of beans or rice and secure the tops with hot glue.

During the activity: Observe the different sounds you can make with all the different items.

What You Say: "We heard about a great, big storm in our Bible story today. There was rain. (Slowly turn the bottle of rice back and forth.) It got louder. (Try the bean bottle and shake and crumple the paper.) Then thunder popped. (Snap some of the bubble paper.) The wind blew. (Get close to the fan and turn it on.)

"What kind of sounds can you make? (Let children explore their own sounds.) (In a loud voice) Now stop! That's just what the storm did. You made some great sounds, and we can make those sounds stop, but can you or I make the rain, wind, thunder, or lightning stop? No way! Only Jesus can do that.

"Jesus can do anything. Jesus made the great, big storm stop in our Bible story today just by telling it to. Nothing is too hard for Jesus because Jesus can do anything! Who can do anything? Jesus can do anything.

2. Parachute Play

What You Need: A parachute or blue sheet and a beanbag or plush toy boat.

What You Do: Spread out the parachute or sheet and sit around it. Place the beanbag or boat on top of the fabric. Gently shake the fabric to make the beanbag or boat toss and turn.

What You Say: "Let's imagine that the parachute (or sheet) is a great, big ocean. Come sit around the water with me. The water is nice and calm. There are no waves. The boat is just sitting still in the water. Then all of a sudden, a BIG storm comes up with rain (tap legs softly), thunder (slap legs harder), and lightning (squeeze fingers open and shut). Flash! Flash! Flash!

"The ocean starts getting choppy (start gently moving the parachute), and the waves start to toss the boat about (shake the parachute a bit harder). This happened to Jesus and the disciples in our Bible story. They were all out on a boat together when a BIG, HUGE STORM came up on the lake!

"Have you ever been in a BIG, HUGE storm before? (Pause.) With a storm, there is always lots and lots of RAIN. (Pat your legs softly.) With a storm, there is always THUNDER. (Pat your legs harder.) With a storm, there is always LIGHTNING. (Squeeze your fingers in and out and say 'flash, flash, flash.')



MAKE IT FUN



MAKE IT TRUE



MAKE IT STICK



DISMISS



Make it Stick

is always lots and lots of WIND. (*Wave your arms above your head.*) The disciples were VERY, VERY SCARED.

"The waves started getting BIGGER and BIGGER and BIGGER. The boat was being TOSSED around in the BIG WAVES because of the storm. The disciples were SO SCARED! They woke Jesus up to tell Him how scared they were!

"Do you know what Jesus did? (*Stop shaking the sheet.*) He made the BIG STORM STOP. All the THUNDER, LIGHTNING, WIND, RAIN, and WAVES just stopped. EVERYTHING was calm again! How did Jesus do that? How did He stop the BIG STORM? Jesus stopped the BIG STORM because Jesus has power over everything. He even has power over the weather! He can tell the thunder, lightning, wind, and rain to stop, and it all will!

"Jesus can do anything! Who can do anything? Jesus can do anything."

3. Rainy Painting

What You Need: "Storm" (from the Activity Pages on the Web site), cardstock, art paper, masking tape, spray bottles, water, blue tempera paint, smocks, and wet wipes.

What You Do:

Before the activity: Cover the table with paper. Copy "Storm" for each child. Mix water and tempera paint in the spray bottles. Vary shades of blue by adding different amounts of water.

During the activity: Retell the Bible story as you let the kids paint by squirting the spray bottles.



What You Say: "The Bible tells us so many cool, true stories. Today we learned that Jesus calmed a storm. He can do that because He can do anything! The disciples and Jesus were out in the ocean on a boat. See them on your paper? Then a great, big storm came and started rocking and tossing the boat around. Waves were crashing down onto the boat. (*Spray water onto the paper.*) The disciples were really scared, but not Jesus. Jesus wasn't scared. Jesus can do anything! Jesus spoke, and the winds, waves, rain, thunder, and lightening stopped. Everything stopped. The water was calm again. Nothing is too hard for Jesus. Jesus can do anything! Who can do anything? Jesus can do anything."

4. Boat Ride

What You Need: A table turned upside down, brown art paper, and tape. (*Optional: Storm sounds.*)

What You Do: Turn the table upside down and wrap three sides with paper, securing it with tape. This could be done before or with the children's help, whichever you prefer. Invite children to get into the boat with you. (*Option: Tape off an area on the floor to look like a boat.*) Retell the Bible story.

What You Say: "Anyone want to take a boat ride? You do? Well, hop into the boat!"





MAKE IT FUN



MAKE IT TRUE



MAKE IT STICK



DISMISS





Make it Stick

Let's go back and remember our Bible story from today.

"Were the disciples and Jesus in a car? No! Were they in an airplane? No! Were they in a boat? Yes! They were in a boat out in the water when a great, big, scary storm surrounded them! There was rain (*snap your fingers*), thunder (*slap your legs*), lightening (*open and shut your fingers and say 'flash, flash, flash'*), and wind (*blow air out of your mouth*). This made the waves get bigger and bigger and rock the boat harder and harder! (*Rock your body back and forth.*) The disciples got very scared!

"They didn't know what to do, but Jesus knew. **Jesus can do anything.** Jesus spoke, and the storm stopped. He said, 'Be still.' (*Pause dramatically, then continue in a soft voice.*) The rain, thunder, lightening, and wind all stopped. The water was still. It no longer rocked the boat! Jesus is amazing! He made it all stop! Nothing is too hard for Jesus because He can do anything! **Who can do anything? Jesus can do anything.**"



JANUARY
Week 05



MAKE IT FUN



MAKE IT TRUE



MAKE IT STICK



DISMISS

Key Question:
Who can do anything?

Bottom Line:
Jesus can do anything.

Memory Verse:
"With God, all things are possible."
Matthew 19:26, NIV

Bible Story:
Jesus has power over everything.
Calming the Storm •
Matthew 8:23-27

Dismiss

Set any take-home creations where you or parents can get them easily. Greet parents at the door and tell them that this month preschoolers are learning that **Jesus can do anything**. Encourage parents to repeat the Bottom Line at home and help their child understand that **Jesus can do anything**.

Have this month's Parent Cue available for parents to pick up or send it in a monthly email. Encourage parents to use the activities found in Parent Cue to reinforce this month's Bottom Line: **Jesus can do anything**.

