

Chief Executive Officer
Reggie Joiner

Editor in Chief
Melanie Williams

Editors
Kristi Lemoine
Dana Wilkerson

Copy Editors
Elloa Davis
Kelly Nishi
Wendi Zebell

Group Experience Writers
Marcia Banks
Wyndi Beck
Danny Downing
Brandon O'Dell
Dana Wilkerson

GodTime Writer
Lauren Noblitt Bowman

Family Experience Writers
Greg Payne
Phil Pierce
Diane Runge
Jon Williams
William Winegardner

Music Producers & Writers
Michael Gleason

Graphic Designer
Mike Davis

Illustration
Jodi Blackwell
Joe Goode
Susan Harrison

Technical & Web Support
Hadley Brandt


Executive Director
Sue Miller

Scripture marked "NirV" is taken from the Holy Bible, New International Reader's Version™, Copyright ©1995, 1996, 1998 by International Bible Society. Used by permission of Zondervan Publishing House. All rights reserved.

Scripture marked "NIV" is taken from the Holy Bible, New International Version® Copyright ©1973, 1978, 1984 International Bible Society. All rights reserved throughout the world. Used by permission of International Bible Society.

252 BASICS®

Group and Family Experiences for K-5th Grades



- 1. I need to make the wise choice.**
- 2. I can trust God no matter what.**
- 3. I should treat others the way I want to be treated.**

Statement of Faith

ABOUT GOD

God is the one and only true God, yet He exists in three persons: God the Father, God the Son, and God the Holy Spirit. God is the Creator, so everything belongs to Him and is under His control. God is holy, so He is righteous, majestic, and loving. God is all knowing and purposeful, so He's at work to bring about His will. No person, thing, or idea compares to God.

ABOUT THE SCRIPTURES

God reveals Himself to us through the Bible, and it is 100% accurate, reliable, and authoritative.

ABOUT PEOPLE

People are made in God's image and for His pleasure. But everybody falls short of God's intention, or ideal, for people. In other words, everyone has sinned. As a result, we are all separated from Him, even though He wants an intimate relationship with each of us.

ABOUT SALVATION

That's why Jesus—God's Son—came and lived on this earth, died, and rose again. God offers His free gift of salvation to all who believe in Jesus and accept Him as Savior—the only way to be forgiven and reconciled to God. Anyone who accepts this gift is adopted as a son or daughter into God's family and will live with Him forever in heaven.

User Agreement

The reThink Group gladly grants permission to churches, schools, and other licensees to tailor 252 Basics® materials to fit their unique leadership requirements, locale and format preferences, and physical environment needs. However, if you wish to edit the content substantively, including Bible stories, learning activities, scripts, and any other content in which biblical principles and concepts are presented, you are obligated to do so within the doctrinal guidelines we've expressed in our Statement of Faith.




These resources are intended to be downloaded and printed for use by the subscribing entity only and may not be electronically transferred to or duplicated by other non-subscribing entities. Any unauthorized reproduction of this material or incorporation into a new work is a direct violation of US copyright laws. © 2009 The reThink Group. All rights reserved. 252 Basics® and the 252 Basics® logo are trademarks of The reThink Group, Inc.

© 2009 The reThink Group
All rights reserved. www.reThinkGroup.org

252 BASICS®

Virtue: **WISDOM**

Finding out what you should do and doing it.





Solomon Chooses Wisdom

Today's Memory Verse: "Trust in the Lord with all your heart and lean not on your own understanding; in all your ways acknowledge him, and he will make your paths straight." Proverbs 3:5-6, NIV

Bible Story: Solomon Chooses Wisdom (Solomon asks for wisdom and gets it) • 1 Kings 3:4-28

Bottom Line: God wants to give you wisdom.



PLUG IN Small groups

- 10-15 minutes
- Focus the Energy

POWER UP Large group

- 20-25 minutes
- Engage the Heart

CATCH ON Small groups

- 25-30 minutes
- Make the Connection



Virtue:

WISDOM

Finding out what you should do and doing it.

Bottom Line: God wants to give you wisdom.



Today's Memory Verse: "Trust in the Lord with all your heart and lean not on your own understanding; in all your ways acknowledge him, and he will make your paths straight." Proverbs 3:5-6, NIV



PLUG IN: Focus the Energy

Small Groups, 10-15 minutes

Bible Story:

SOLOMON CHOOSES WISDOM

1 Kings 3:4-28

PREVIEW

Note! This version of the curriculum is designed especially for churches with fewer leaders and kids. You may want to use it if you have just one or two leaders and if you combine all your kids in both large and small group time.

Plug In is designed to introduce children to the day's topic in a setting that gives them individualized attention from a leader and plenty of interaction with their peers. If you have enough leaders, divide kids into small groups of up to 10 children. Ideally, assign the same Small Group Leader to the same group of kids for the entire year.

Kindergarten–5th Grade

FOR LEADERS ONLY

Basically, a virtue is something God does in us to change the world around us. As you read the next paragraph, you'll notice some numbers. Here's what they refer to: (1) the virtue definition. (2) The fact that God created that virtue and exemplifies it. (3) God instills that virtue in us as He shapes us to become more like Him. (4) God uses that virtue in us to influence and impact our families, friends, and neighbors. As others notice the virtue being lived out in our lives, we have more opportunities to tell them about Jesus. As they come to trust Jesus, they'll influence others as well. See the cycle?

As our children grow, they are going to be pounded by a barrage of suggestions for the best way that they should live. But what is the best way? Do they do what their friends do? Do they do what they see on television or in movies? Where do they turn? This month, kids will be learning about (1) wisdom—finding out what you should do and doing it. (2) If anyone knows what we should do, it's God. "Oh, the depth of the riches of the wisdom and knowledge of God!" (Romans 11:33, NIV) God was wise enough to create the universe and everything in it, so it should be Him that we go to when we need answers. (3) Not only does wisdom come from God, He actually wants you to have wisdom. When you make wise choices, it helps you avoid danger, find success, and "make your paths straight." (4) And when you



Recycle • Make It Stick
What do you want to make sure they never forget?



Impress • Make It Big
What is the one thing you want them to understand?



Personalize • Make It Real
What can you model for them from your own life?



Apply • Make It Fit
What do you want them to walk away and do?



Transition • Make It Flow
What will you say or do to keep them engaged?



PLUG IN: Focus the Energy

Small Groups, 10-15 minutes • for kindergarten–5th grade

demonstrate God’s wisdom, others will notice, leading them to seek that kind of wisdom for themselves. This week, make the kids aware that God is someone that they can go to for wisdom, through prayer, through their spiritual leaders, and by reading the Bible.

Tip: To see a preview video about this month’s materials, go to the homepage at www.252basics.org and click on “Virtue Videos” next to the video screen. Choose the one for “wisdom.” Show it to all your leaders to help ensure that everyone’s on the same page. To download the clip in full resolution, as well as the script, go to our online store and search for “wisdom virtue video.”

GET READY

For each small group, do the following:

- **Early Arriver Idea:** Provide an interesting offering container, such as a gift bag.
- **One Thing:** Provide butcher paper and crayons.
- Gather the leaders together to pray before the kids arrive. Pray that each child would listen and learn the Bible truths presented during today’s session. If any kids arrive before or during the prayer, invite them to participate with the leaders.

SUPPLIES:

an interesting offering container

Early Arriver Idea

Encourage kids to tell each other about the best gifts they’ve ever been given. Invite the kids to put their offerings in the offering container.

SUPPLIES:

butcher paper, crayons

One Thing


Spread the butcher paper out on the floor and have the kids sit around it. Ask kids each to think of the one thing they would ask for if they could have anything in the world. Encourage them to give serious thought to this and to think not just about what they want now, but what they might want in the future. Then have them each draw their one thing on the paper to create a mural.



PLUG IN: Focus the Energy

Small Groups, 10-15 minutes • for kindergarten–5th grade

WRAP UP

LEADER: “Wow! Those are some pretty interesting things!  Let’s go to large group, where we’ll hear about a man who actually got the one thing he wanted most. Listen carefully to find out what it was.”

Lead your group to the large group area.



Virtue:

WISDOM

Finding out what you should do and doing it.

Bottom Line: God wants to give you wisdom.



Today's Memory Verse: "Trust in the Lord with all your heart and lean not on your own understanding; in all your ways acknowledge him, and he will make your paths straight." Proverbs 3:5-6, NIV

Bible Story:

**SOLOMON
CHOOSES WISDOM**

1 Kings 3:4-28



POWER UP: Engage the Heart

Large Group, 20-25 minutes

PREVIEW

Note! This version of the curriculum is designed especially for churches with fewer leaders and kids. You may want to use it if you have just one or two leaders and if you combine all your kids in both large and small group time.

Power Up is designed to engage children in worship in a large group setting. Music, prayer, and an innovative approach to the Bible story are always a part of this interactive time.

Kindergarten–5th Grade

FOR LEADERS ONLY

Basically, a virtue is something God does in us to change the world around us. As you read the next paragraph, you'll notice some numbers. Here's what they refer to: (1) the virtue definition. (2) The fact that God created that virtue and exemplifies it. (3) God instills that virtue in us as He shapes us to become more like Him. (4) God uses that virtue in us to influence and impact our families, friends, and neighbors. As others notice the virtue being lived out in our lives, we have more opportunities to tell them about Jesus. As they come to trust Jesus, they'll influence others as well. See the cycle?

As our children grow, they are going to be pounded by a barrage of suggestions for the best way that they should live. But what is the best way? Do they do what their friends do? Do they do what they see on television or in movies? Where do they turn? This month, kids will be learning about (1) wisdom—finding out what you should do and doing it. (2) If anyone knows what we should do, it's God. "Oh, the depth of the riches of the wisdom and knowledge of God!" (Romans 11:33, NIV) God was wise enough to create the universe and everything in it, so it should be Him that we go to when we need answers. (3) Not only does wisdom come from God, He actually wants you to have wisdom. When you make wise choices, it helps you avoid danger, find success, and "make your paths straight." (4) And when you demonstrate God's wisdom, others will notice, leading them to seek that



Recycle • Make It Stick
What do you want to make sure they never forget?



Impress • Make It Big
What is the one thing you want them to understand?



Personalize • Make It Real
What can you model for them from your own life?



Apply • Make It Fit
What do you want them to walk away and do?



Transition • Make It Flow
What will you say or do to keep them engaged?



POWER UP: Engage the Heart

Large Group, 20-25 minutes • for kindergarten–5th grade

kind of wisdom for themselves. This week, make the kids aware that God is someone that they can go to for wisdom, through prayer, through their spiritual leaders, and by reading the Bible.

Tip: To see a preview video about this month's materials, go to the homepage at www.252basics.org and click on "Virtue Videos" next to the video screen. Choose the one for "wisdom." Show it to all your leaders to help ensure that everyone's on the same page. To download the clip in full resolution, as well as the script, go to our online store and search for "wisdom virtue video."

OVERVIEW OF THEME AND PROPS FOR THE MONTH:

"Wisdom is more precious than rubies" (Proverbs 8:11a, NIV), so of course this month's suggested theme is "Treasure Hunt: Dig for wisdom. It's worth it." Create a "treasure hunt" area on the stage or at the focal wall with a fake or potted palm tree, a medium-sized treasure chest, and a couple of shovels. Trunks resembling treasure chests are available at home goods or garden supply stores. Less expensive cardboard versions may be found in school supply stores. Each week, place a Bible inside the chest, bookmarked with "Today's Treasure Bookmark"—a LGV with each week's memory verse on it. There will also be a large map of Israel in Solomon's time, resembling a treasure map ("Solomon's Kingdom Map"), that will be attached to the back wall of the stage area or to a bulletin board. This map will remain on stage for the first three weeks of the month. Various computer graphic slides may also be created to convey the theme, as suggested below.

GET READY

Gather all the supplies needed for large group:

- *People:* You will need a Leader, an Assistant, and an older child volunteer (who's a good reader).
- *Large Group Visuals (from the Web site):* Prepare "Virtue Slide," "Memory Verse Slides," "Bottom Line Slides," "Today's Treasure Bookmarks," "Solomon's Kingdom Map," and "Bible Story Outline" as noted on the LGVs.
- *Props and Costumes:* Set the stage as suggested in today's LGVs. Provide the Storyteller with a bag containing a crown, a stack of play money, an hourglass, a marker, a pair of glasses, a flashlight, a play sword, and a baby doll.



POWER UP: Engage the Heart

Large Group, 20-25 minutes • for kindergarten–5th grade

- *Music and Sound Effects (SFX):* You will need high-energy music to play as the kids enter and exit the room (like the downloadable MP3 virtue song from the Web site). For worship, you will need *The Way I Was Made* and the *Live It Out* CDs. For online song downloads and additional worship resources, visit amberskyrecords.com.
- *Bibles:* You will need a Bible for the story presentation and worship (preferably the NIV).

SFX: Play high-energy music as kids enter.

Assistant should be onstage greeting kids as they come in.

1. Get Started

ASSISTANT: “Good morning, everyone! How is school going? Have any of you had any tests yet? Like those multiple-choice tests? Those are tough, and we actually have to have a lot of those tests in everyday life. *(Replace the following example with a similar story from your own life.)* For instance, I was walking into church a little late this morning, and I noticed a lady pushing a baby stroller in the parking lot. I knew she wouldn’t be able to open the door and push the stroller through all by herself. I had a choice to make: I could wait for the lady and hold the door for her, or I could hurry on into the building since I was so late. When we have a choice like that, what do we need to do?”

ASSISTANT and KIDS: 🔄 **“I need to make the wise choice.”**

ASSISTANT: “Right! And where can I go for help in making wise choices? You got it; the Bible! This month, we’re going to be learning all about what the Bible has to say about wisdom, which is ...

CG: Show Virtue Slide

“... finding out what you should do and doing it. The Bible helps us know all about wisdom. In fact, 🔄 **the Bible is like ...** *(walk over to chest onstage)* **a treasure chest. It’s full of the priceless treasure of God’s wisdom.** So this month, we’re going to check out some of God’s treasures in the Bible. Each week, we’re going to look in the treasure chest and reveal ‘today’s treasure.’ And it’s time for that right now!



POWER UP: Engage the Heart

Large Group, 20-25 minutes • for kindergarten–5th grade

Select child volunteer to come onstage, open the chest, and read Scripture from page marked in Bible.

ASSISTANT: "That was great. Now, let's all say that verse together!"

CG: Show Memory Verse Slide for week 1

Lead audience to read verse. Send volunteer back to seat.

2. Present the Bible Lesson

Leader: Note that the following Bible lesson script has been organized into three main points (noted in brown) to help you present it in a memorable way. The lesson concludes with a "closer" to help make real-life application for kids.

LEADER: *(Enter stage carrying bag of props.)* "I was listening backstage to the Bible verse you all just said and it's exactly what the person in today's Bible story did! *(Open Bible to 1 Kings 3:4.)* We're talking about a guy who lived a few thousand years ago in the land of Israel *(gesture to Solomon's Kingdom Map)*. His name was Solomon, and I bet a bunch of you know stories about his father, King David. Remember, David was the one who killed the giant, then became a great soldier and powerful king? Well, his son Solomon inherited his father's vast kingdom when he was still a young man. He was a great king and became known as the 'wisest man who ever lived.' In fact, God had Solomon write teachings on wisdom—it's the book of Proverbs in the Bible!

Pull props from bag at appropriate points to illustrate story.

WISDOM CHOSEN

LEADER: "This story starts when David died and Solomon became king *(put on crown)*. Solomon really loved God and wanted to obey Him. So Solomon went up to the highest place he could find to worship God, because they didn't have any church buildings or temples yet.

Go to Kingdom Map and use marker to make an 'X' next to 'Gibeon.'



POWER UP: Engage the Heart

Large Group, 20-25 minutes • for kindergarten–5th grade

“There we go—X marks the spot on our map. Solomon traveled to a place called Gibeon [GIB ih uhn] to worship God, and God spoke to him in a dream! God said (*cup hands around mouth to make voice deeper, louder*), ‘Ask for anything you want me to give you’ (1 Kings 3:5b, NIV). How cool is that? Imagine being able to ask for anything! What would you ask God for? (*Pause for responses.*) Well, those things are pretty sweet, but let’s see what amazing things Solomon asked God to give him! (*Read 1 Kings 3:7,9a from NIV Bible.*) ‘Lord my God, you have now made me king. You have put me in the place of my father David. But I’m only a little child. I don’t know how to carry out my duties ... So give me a heart that understands. Then I can rule over your people. I can tell the difference between what is right and what is wrong.’ So instead of asking for a bunch of cool stuff, Solomon asked God to make him wise (*put on glasses from bag*) so he can see what he needed to do and be a good, wise king!

Pull the following props out of bag as noted below, show the audience, then replace in bag.

WISDOM GIVEN

LEADER: “God was really pleased with Solomon’s request. God said, ‘Hey, Sol, you didn’t ask for long life (*hour glass*) or wealth (*stack of play money*), or even for power (*flashlight*), oops—wrong kind of power—I meant power over enemies (*sword*). Since you asked for wisdom, I’m going to make you so wise that there has never been anyone like you and there never will be.’ Basically, God told Solomon that he would make him the wisest person who ever lived. God really likes it when you ask Him for wisdom, because **! God wants to give you wisdom.** Isn’t that awesome? God was so happy with Solomon’s request that He gave him what he asked for—wisdom—AND what he didn’t ask for: riches (*stack of play money*) and great honor, which means everyone respected Solomon and thought he was amazing. God also said that if Solomon continued to obey him, he would be given a long life (*hour glass*).

Pull baby doll and sword from bag as indicated below and use to illustrate story.

WISDOM IN ACTION

LEADER: “Solomon woke up from his dream and took his wise self back to the palace in Jerusalem. Not long after this, he had his first ‘multiple choice’



POWER UP: Engage the Heart

Large Group, 20-25 minutes • for kindergarten–5th grade

test for his wisdom. Two women showed up, both claiming to be the mother of the same baby (*baby doll*). The first one said, 'He's mine,' but the other one said, 'Oh, no—he's mine.' They were almost having a tug of war with the poor kid. (*Pull baby back and forth with hands.*) As the king, Solomon had to decide what to do and he came up with a wise plan. He told his men, 'Bring me a sword.' (*Place baby doll on floor and remove sword.*) He told the women they could share the baby—that is, they could each have half. (*Swing sword as if about to cut doll in half.*) Of course, Solomon wasn't really going to cut the baby in half. He knew the woman who really loved the baby would want him to live. Sure enough, one woman said, 'No, let her have him. Just don't hurt the baby.' The other said, 'Go ahead—neither of us will have him!' (*Replace sword, pick up doll.*) Solomon gave the baby to the good mother, the one who wanted to protect the child. Solomon was able to make the wise choice. This impressed all his people, and they could tell that Solomon's wisdom came from God!

Put all props back in bag.

CLOSE THE STORY

LEADER: "Solomon was able to make many wise choices because he sought wisdom from God. **! God wants to give you wisdom**, too, which is great because we all really need wisdom. 'Today's Treasure,' the memory verse we said earlier, is from the book of Proverbs—the book in the Bible of the wise sayings of Solomon. It said we should trust God's wisdom, instead of relying on what we might think we should do. For instance, maybe you think you should pick your friends by what activities they like, or what clothes they wear. But God says it's wise to pick as friends people who love and trust Him. Or maybe you think you should watch TV before you do your homework even though your mom told you not to do that. God says it's wise to obey your parents. If you trust God and ask Him for wisdom before you make your choices, He will show you a 'straight path' to take; He'll help you see what the wise choice is. **! God wants to give you wisdom**. Let's say that together."

CG: Show Bottom Line Slide

LEADER and KIDS: ! "God wants to give you wisdom."



POWER UP: Engage the Heart

Large Group, 20-25 minutes • for kindergarten–5th grade


3. Pray

LEADER: “Let’s all pray that God will give each of us wisdom. God, thank You that You want us to be wise. You want us to find out what we should do and do it. Please give each person here Your wisdom. Help us to remember to seek wisdom so we can make wise choices in everything we do. Amen.”

4. Worship

LEADER: “Now then, let’s get to our feet and praise God for giving us the treasure of wisdom through His Word. God’s Word—the Bible—gives us wisdom and knowledge and helps our lives be so much better. Let’s praise Him for it now!”

“Your Word” / track 7 / from *The Way I Was Made*

LEADER: “God was so good to Solomon. He gave him the wisdom that he asked for, but he also gave him wealth, honor, and long life—things Solomon may have wanted but didn’t ask for. God does that for us, too. That’s why *(reading Psalm 103:2, NIV)* ‘I will praise the Lord. I won’t forget anything he does for me.’ Because God is my Provider who gives me more than I need, I know that  **I can trust God no matter what.** Let’s say that together.”

LEADER and KIDS:  **“I can trust God no matter what.”**

LEADER: “God gives us everything we need—wisdom, love, a beautiful world to live in. That’s one of the reasons I want to worship Him forever! Let’s sing out our worship so they can hear us all over the church!”

“You Are God” / track 10 / from *Live It Out*

Assistant enters. Leader exits.

5. Treat Others and Wrap Up

ASSISTANT: “So how many of you kids think you need wisdom? Do you need to be wise like Solomon? Me, too! I have so many choices and decisions to make each day. *(Customize the following for your personal story.)* Like what happened to me earlier, with being late but needing to help the lady with the stroller. Guess what I did? *(Pause.)* You’re right. I waited



POWER UP: Engage the Heart

Large Group, 20-25 minutes • for kindergarten–5th grade

and helped her through the door. It's what I would have wanted someone to do for me ... and what do we say around here about how we should treat others?"

KIDS:  "I should treat others the way I want to be treated."

ASSISTANT: "That's right. Now I have a challenge for you kids this week. I want all of you to try to learn 'Today's Treasure,' the memory verse for this week.

CG: Show Memory Verse Slide for week 1

"If we learn and remember this verse, it will help us remember to be wise like Solomon. It will help us remember to trust God's wisdom when we make choices, and then God will help us find out what we should do and do it! So everyone work hard to remember your verse this week!"

Dismiss children to their small groups.

SFX: Play high-energy music as the kids exit.

Virtue:

WISDOM

Finding out what you should do and doing it.

Bottom Line: God wants to give you wisdom.



Today's Memory Verse: "Trust in the Lord with all your heart and lean not on your own understanding; in all your ways acknowledge him, and he will make your paths straight." Proverbs 3:5-6, NIV



CATCH ON: Make the Connection

Small Groups, 25-30 minutes

Bible Story:

SOLOMON CHOOSES WISDOM

1 Kings 3:4-28

PREVIEW

Note! This version of the curriculum is designed especially for churches with fewer leaders and kids. You may want to use it if you have just one or two leaders and if you combine all your kids in both large and small group time.

Catch On is designed to help kids understand how the day's topic applies to them. They'll discuss real-life experiences, interact with a group of peers, and participate in a variety of activities that appeal to different learning styles. Life-application and memory-verse activities, as well as prayer, are always a part of this hands-on time. Gather children into the same small groups as for Plug In.

Kindergarten–5th Grade

GET READY

For each small group, do the following:

- **Bowling:** Provide three bowling pins or similar objects, such as 2-liter bottles. Provide a playground ball.
- **Follow God's Wisdom:** Provide a Bible for each child. *Tip: Mark today's memory verse for kindergartners.*
- **Use God's Word:** Provide five Bibles. Each Bible will need one of the following bookmarks made out of a colored strip of paper: red at Colossians 3:9a; blue at Ephesians 6:1; green at Luke 6:31; yellow at Galatians 6:9a; white at 1 Peter 3:9a.
- **Prayer for Wisdom:** For each child, gather an index card and a pen or pencil.
- Make copies on cardstock of this week's GodTime and Fridge Door cards. *Tip: Use a different color of cardstock for each week.*
- Prepare to give *FamilyTimes Virtue Packs* to parents, if your church has chosen to do so. (*FamilyTimes Virtue Packs* include good stuff for kids and parents. They explain all about this month's virtue so parents can continue the learning at home. To find out more or to order *FamilyTimes*, go to www.reThinkGroup.org.)



Recycle • Make It Stick
What do you want to make sure they never forget?



Impress • Make It Big
What is the one thing you want them to understand?



Personalize • Make It Real
What can you model for them from your own life?



Apply • Make It Fit
What do you want them to walk away and do?



Transition • Make It Flow
What will you say or do to keep them engaged?



CATCH ON: Make the Connection

Small Groups, 25-30 minutes • for kindergarten–5th grade

As always, you have a choice when it comes to the activities suggested here. For instance, you may want to do the memory verse activity, the prayer experience, and one of the application activities. Choose the activities you think will appeal most to your kids and that meet your time and budget needs.

* If you don't have time to do all these activities, be sure to do activity #3. Activities #1 and 3 are also particularly good for children who need to move in order to stay engaged (not just for boys).

SUPPLIES:

bowling pins, a ball

1. Bowling (application activity / review the Bible lesson / great for boys)

Divide kids into two teams. Set up the three bowling pins in a triangle shape at the other end of the playing area. Let a player from the first team roll the ball toward the pins in an attempt to knock them down. Let him have two attempts. Afterward, ask a question from the list below. The questions have different values. If the team answers the question correctly, they get a score equal to the number of pins knocked down multiplied by the value of the question. Let a player from the second team take her turn, and then play alternates.

Suggested Questions:

Worth 2X the number of pins

- When the people heard about Solomon's ruling, where did they think Solomon's wisdom came from? (*God*)
- How do your parents settle disputes between you and a brother or sister?
- What did God say to Solomon? ("*Ask for whatever you want me to give you.*")
- What book of the Bible did our story come from? (*1 Kings*)

Worth 3X the number of pins

- When did the Lord appear to Solomon? (*During the night in a dream*)
- What did Solomon ask for? (*wisdom; discerning heart*)
- How did God react to the request? (*He was pleased.*)
- In our story today, what was the situation that Solomon had to rule on? (*He had to decide which woman was the mother of the baby.*)
- What did he do to figure out who the real mom was? (*He said*



CATCH ON: Make the Connection

Small Groups, 25-30 minutes • for kindergarten–5th grade

divide the baby in half and give them to the women. This made the real mom want to give the baby to the other woman to spare the child's life.)

Worth 4X the number of pins

- What two things did God give Solomon in addition to his request? (*Riches, honor/fame*)
- How could Solomon live a long life? (*If he walked in God's ways and obeyed His commands*)
- Finish this statement: God wants to ___ (*give you wisdom*).
- When you have a tough decision to make, what can you do? (*Pray, consult others, read the Bible.*)

LEADER: "Solomon is known throughout history as being wise. It all started with him asking God to give him wisdom so he could be a good leader.

! God wants to give you wisdom, but you don't just get wisdom like you get new shoes. We have to ask God for wisdom. Like Solomon, you have to pray about it. **! Have you ever made a special effort to pray for wisdom? Are you facing a situation right now that would be clearer if you had God's wisdom?"**

♥ Tell of an example from your own life where you took the time to pray and ask God to give you wisdom about a big decision, such as how to treat someone, whether to do the right thing, or whether to make a big move. Tell your group how God gave you the wisdom you needed for the particular situation.

Optional 5th Grade Discussion Questions

If you lead fifth graders, consider asking these discussion questions:

- If God told you to "ask for whatever you want me to give you," what would you ask for? Why?
- What is the hardest decision you have had to make? How did you make it?
- What is an example of trusting someone with all your heart?



CATCH ON: Make the Connection

Small Groups, 25-30 minutes • for kindergarten–5th grade

SUPPLIES:

Bibles

2. Follow God's Wisdom (*memory verse activity*)

Explain to kids that usually you have one memory verse for a whole month, but this month you will have a different verse about wisdom every week, and that all of them will come from the book of Proverbs. Then help kids look up Proverbs 3:5-6 in the Bible. Use the following tips to help kids understand verse references and find the book, chapter, and verses.

Finding verses with kindergartners: Place bookmarks in the Bibles at the correct page. Then guide children to open to the marked page. Point to the word "Proverbs" at the top of the page as you say it aloud. Then guide children to find the big number 3 on the page. Explain that this is the chapter number. Finally, guide them to look under the big 3 for the little 5; this is the verse number. Tell kids to leave their finger on the verse as you read verses 5 and 6 aloud. Then lead everyone to say the verse together.

Finding verses with 1st and 2nd graders: Guide kids to open their Bibles to the middle, which will probably be the book of Psalms. Explain that Psalms begins with P-S, which might seem strange but is nevertheless true. Then have them flip to the right until they find Proverbs, which begins with P-R. Explain that the big numbers are the chapter numbers, and help them find chapter 3. Explain that the small numbers are verse numbers. Help them find verse 5 in chapter 3. Read the verse aloud while children follow along with their fingers in their Bibles. Then lead everyone to say the verse together.

Finding the verse with 3rd through 5th graders: Ask the kids to open their Bibles to the middle and then flip a few pages to the right or left to find Proverbs. Remind the children that the large numbers are for chapters and the small numbers are for verses. Help them find verses 5-6 in chapter 3. Ask if a volunteer would like to read the verses aloud for the group.

LEADER: "Those verses might be a little hard for you to understand right now, but let me try to explain them to you. They tell us that God wants us to follow His wisdom instead of trying to come up with it on our own. It's always better to do it that way, because God is so much wiser than anyone—even King Solomon—has ever been. When we follow God's wisdom, we can learn a lot of things, like how to live a good life, how to avoid trouble, and how to help others. 🦶 **Wisdom is definitely worth asking for.** So ask God for wisdom, because **! God wants to give you wisdom.**"

SUPPLIES:

Bibles with bookmarks in them

* 3. Use God's Word (*application activity*)

Place the Bibles at one end of your space and have the kids sit in a line at the other end. Explain that you will be telling them about things that might



CATCH ON: Make the Connection

Small Groups, 25-30 minutes • for kindergarten–5th grade

happen to kids like them. After each one scenario, they'll get a chance to talk about what a wise choice in that situation could be. Then the first kid in line will run to the pile of Bibles and find the one with the bookmark of the color you say. That kid hands the Bible to the next kid in line, who opens it to the correct page and either reads it (older kids) or hands it to you to read the verse (younger kids), which will give them wisdom about how to deal with the situation. The first kid should run to the end of the line before the next scenario is read. Repeat for each scenario below.

- You broke your brother's favorite CD, but he'll be really mad at you if you tell him you did it. (Red—Colossians 3:9a)
- Your mom tells you to clean your room before dinner, but you know she won't really check to see if you did it. (Blue—Ephesians 6:1)
- There's a new girl in your small group. You don't really like to talk to people you don't know, but she looks pretty lonely. (Green—Luke 6:31)
- You love your little sister, but sometimes she gets on your nerves and you don't even want her around. (Yellow—Galatians 6:9a)
- Your best friend got mad at you and said some unkind things. You want to retaliate—say mean things back—but you know you shouldn't. (White—1 Peter 3:9a)

LEADER: "Sometimes it's easy to figure out what to do, but other times it's hard to know what to do on our own. That's why we need to ask God for wisdom. 🦶 **Wisdom comes from God, and He wants us to ask Him for it.** This week, if something happens and you don't know what to do, ask God what you should do. Ask your parents or another adult what the Bible says to do. Ask for wisdom. **! God wants to give you wisdom."**

SUPPLIES:

index cards, pens or pencils

4. Prayer for Wisdom (*pray*)

Give each child an index card and a pen or pencil. Tell them the Bible says that if anyone asks God for wisdom that He will give it generously. Ask the children to think about a difficult situation in which they need God's wisdom. Encourage them to write prayers to God on their index cards and ask God for wisdom. *Tip: Younger children can draw their prayer requests.*



CATCH ON: Make the Connection

Small Groups, 25-30 minutes • for kindergarten–5th grade

♥ Share an age-appropriate story about a time when you asked God for wisdom in a difficult situation and He gave it to you. Conclude with a verbal general prayer asking God for wisdom.

LEADER: “Isn’t it great to know that anytime we need wisdom that all we have to do is ask because **! God wants to give you wisdom? 🙌** This week, when you face difficult situations, remember to ask God for wisdom.”

WRAP UP

Bring together all the groups in your classroom so the Leader can conclude the session with a review. Be prepared to distribute this week’s GodTime and Fridge Door cards.

LEADER: “Looks like we had a lot of fun today and learned a few things along the way. Can anyone tell me what the memory verse is for today? *(Pause for responses.)* Each week this month, we are going to learn a new verse because the Bible is FULL of wisdom. God gave us His Word to help us learn to live wisely. Let’s say the verse together one more time!”

Lead kids and Small Group Leaders to say today’s memory verse together.

Distribute the GodTime and Fridge Door cards.